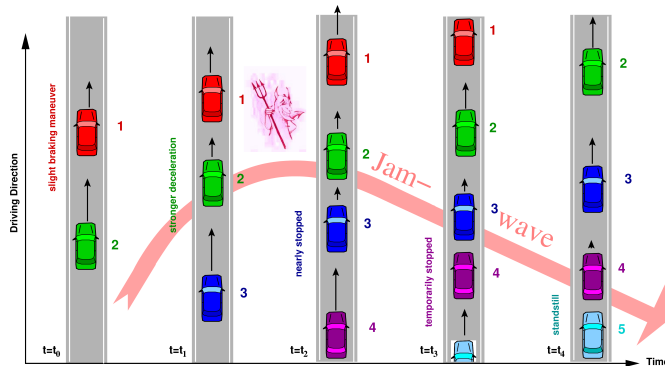


Lecture 09a: Stability Analysis

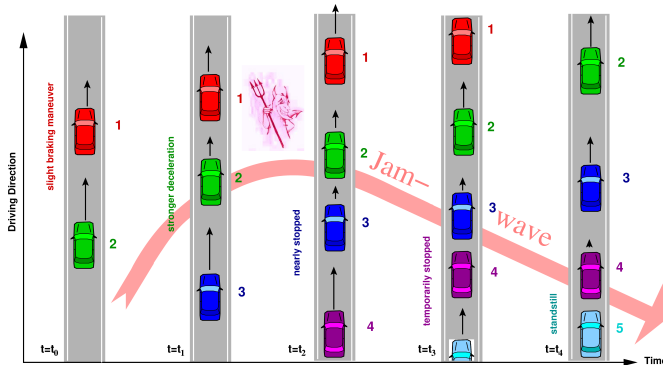
- ▶ 9a.1 Mathematical Classification
- ▶ 9a.2 Local Stability
- ▶ 9a.3 String Stability of Car-Following Models
- ▶ 9a.4 Flow Stability of Macroscopic Models
- ▶ 9a.5 Convective Instability

9a.1 Motivation



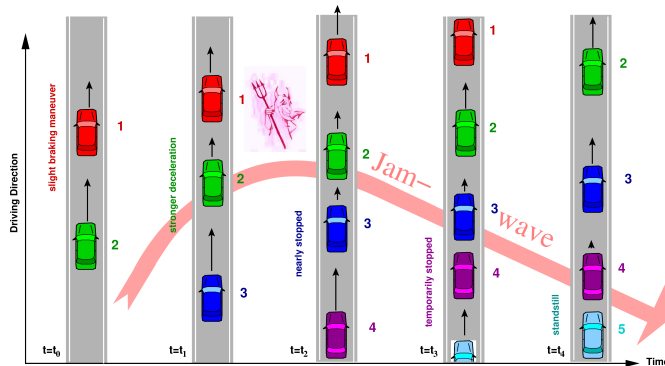
- ▶ At time $t = t_0$, the driver of car 1 brakes slightly (for whatever reason)
- ▶ As a result, the new optimal speed for car 2 is given by v_1 as well. So the driver of this car reduces the speed to v_1 at time t_1
- ▶ If traffic is sufficiently **dense** and/or the **speed adaptation time** is sufficiently long and/or $|V'_e(s)|$ **large**, the gap $s_2(t_1) < s_e(v_1) \Rightarrow$ further deceleration to $v_2 < v_1$
- ▶ Car 3 approaches to a gap smaller than $s_e(v_2) \Rightarrow$ braking to $v_3 < v_2$
- ▶ The vicious circle eventually leads to full stops

9a.1 Motivation



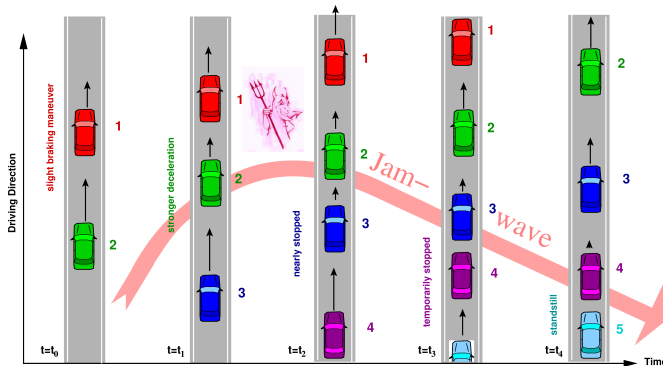
- ▶ At time $t = t_0$, the driver of car 1 brakes slightly (for whatever reason)
- ▶ As a result, the new optimal speed for car 2 is given by v_1 as well. So the driver of this car reduces the speed to v_1 at time t_1
- ▶ If traffic is sufficiently **dense** and/or the **speed adaptation time** is sufficiently long and/or $|V'_e(s)|$ **large**, the gap $s_2(t_1) < s_e(v_1) \Rightarrow$ further deceleration to $v_2 < v_1$
- ▶ Car 3 approaches to a gap smaller than $s_e(v_2) \Rightarrow$ braking to $v_3 < v_2$
- ▶ The vicious circle eventually leads to full stops

9a.1 Motivation



- ▶ At time $t = t_0$, the driver of car 1 brakes slightly (for whatever reason)
- ▶ As a result, the new optimal speed for car 2 is given by v_1 as well. So the driver of this car reduces the speed to v_1 at time t_1
- ▶ If traffic is sufficiently **dense** and/or the **speed adaptation time** is sufficiently long and/or $|V'_e(s)|$ **large**, the gap $s_2(t_1) < s_e(v_1) \Rightarrow$ further deceleration to $v_2 < v_1$
- ▶ Car 3 approaches to a gap smaller than $s_e(v_2) \Rightarrow$ braking to $v_3 < v_2$
- ▶ The vicious circle eventually leads to full stops

9a.1 Motivation



- ▶ At time $t = t_0$, the driver of car 1 brakes slightly (for whatever reason)
- ▶ As a result, the new optimal speed for car 2 is given by v_1 as well. So the driver of this car reduces the speed to v_1 at time t_1
- ▶ If traffic is sufficiently **dense** and/or the **speed adaptation time** is sufficiently long and/or $|V'_e(s)|$ **large**, the gap $s_2(t_1) < s_e(v_1) \Rightarrow$ further deceleration to $v_2 < v_1$
- ▶ Car 3 approaches to a gap smaller than $s_e(v_2) \Rightarrow$ braking to $v_3 < v_2$
- ▶ The vicious circle eventually leads to full stops

9a.2 Mathematical Classification

Instabilities can be classified according to

- ▶ Evolution over time: **Absolutely stable**, **convectively string unstable**, (absolutely) **string unstable**, **locally unstable**
- ▶ Type of perturbation and endpoint: Small temporary perturbations remain small: **Ljapunov stability**; small temporary perturbation tend to zero: **asymptotic stability**; small *persistent* perturbations do not significantly change the system: *structural stability*
For continuous many-vehicle microscopic or macroscopic systems, all three concepts are equivalent to string stability which therefore can be investigated with temporary extended perturbations (wave ansatz) or with permanent local perturbations (Laplace approach)
- ▶ Amplitude of perturbation: **linear** vs **nonlinear stability**
- ▶ Instability of system vs numerical integration code: **system** vs *numerical* instability

9a.2 Mathematical Classification

Instabilities can be classified according to

- ▶ Evolution over time: **Absolutely stable**, **convectively string unstable**, (absolutely) **string unstable**, **locally unstable**
- ▶ Type of perturbation and endpoint: Small temporary perturbations remain small: **Ljapunov stability**; small temporary perturbation tend to zero: **asymptotic stability**; small *persistent* perturbations do not significantly change the system: *structural stability*
For continuous many-vehicle microscopic or macroscopic systems, all three concepts are equivalent to string stability which therefore can be investigated with temporary extended perturbations (wave ansatz) or with permanent local perturbations (Laplace approach)
- ▶ Amplitude of perturbation: **linear** vs **nonlinear stability**
- ▶ Instability of system vs numerical integration code: **system** vs *numerical* instability

9a.2 Mathematical Classification

Instabilities can be classified according to

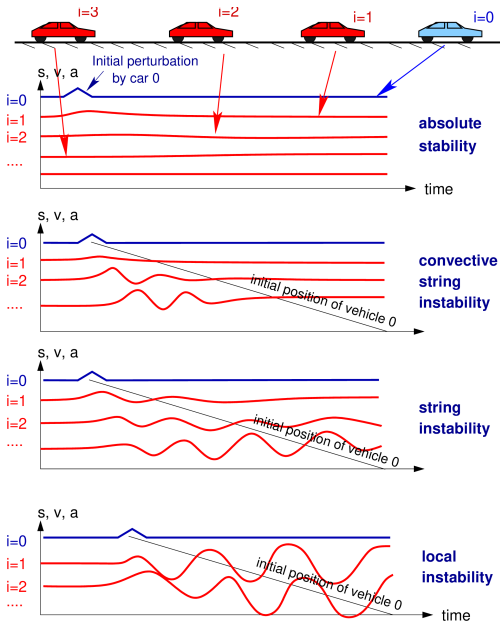
- ▶ Evolution over time: **Absolutely stable**, **convectively string unstable**, (absolutely) **string unstable**, **locally unstable**
- ▶ Type of perturbation and endpoint: Small temporary perturbations remain small: **Ljapunov stability**; small temporary perturbation tend to zero: **asymptotic stability**; small *persistent* perturbations do not significantly change the system: *structural stability*
For continuous many-vehicle microscopic or macroscopic systems, all three concepts are equivalent to string stability which therefore can be investigated with temporary extended perturbations (wave ansatz) or with permanent local perturbations (Laplace approach)
- ▶ Amplitude of perturbation: **linear** vs **nonlinear stability**
- ▶ Instability of system vs numerical integration code: **system** vs *numerical* instability

9a.2 Mathematical Classification

Instabilities can be classified according to

- ▶ Evolution over time: **Absolutely stable**, **convectively string unstable**, (absolutely) **string unstable**, **locally unstable**
- ▶ Type of perturbation and endpoint: Small temporary perturbations remain small: **Ljapunov stability**; small temporary perturbation tend to zero: **asymptotic stability**; small *persistent* perturbations do not significantly change the system: *structural stability*
For continuous many-vehicle microscopic or macroscopic systems, all three concepts are equivalent to string stability which therefore can be investigated with temporary extended perturbations (wave ansatz) or with permanent local perturbations (Laplace approach)
- ▶ Amplitude of perturbation: **linear** vs **nonlinear stability**
- ▶ Instability of system vs numerical integration code: **system** vs *numerical* instability

Evolution over time



Perturbation response $u_j(t)$ of follower j [take index j because i will be the imaginary unit, later on] at time t to an temporary perturbation of leader $j = 0$ at $x = 0$ around time 0.

- ▶ Local stability:

$$\lim_{t \rightarrow \infty} u_j(t) = 0 \text{ for all finite } j.$$

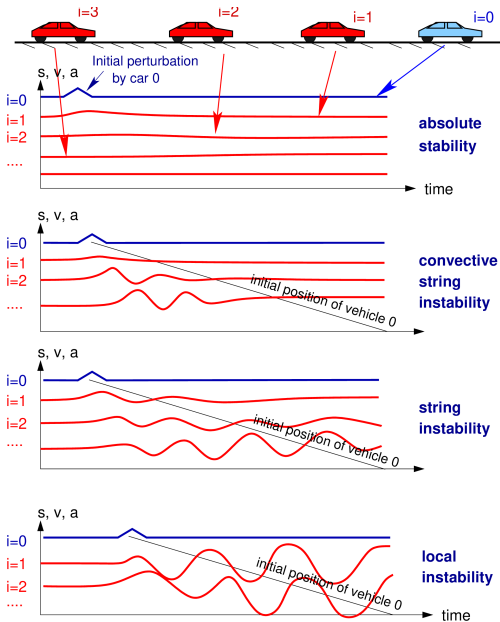
- ▶ String stability of an infinite platoon

$$\lim_{t \rightarrow \infty} \max_i (u_j(t)) = 0.$$

- ▶ (upstream) Convective string *instability* for an infinite platoon: string *unstable* but

$$\lim_{t \rightarrow \infty} u_j(t) = 0, \text{ if } x(t) \leq 0$$

Evolution over time



Perturbation response $u_j(t)$ of follower j [take index j because i will be the imaginary unit, later on] at time t to an temporary perturbation of leader $j = 0$ at $x = 0$ around time 0:

- ▶ Local stability:

$$\lim_{t \rightarrow \infty} u_j(t) = 0 \text{ for all finite } j.$$

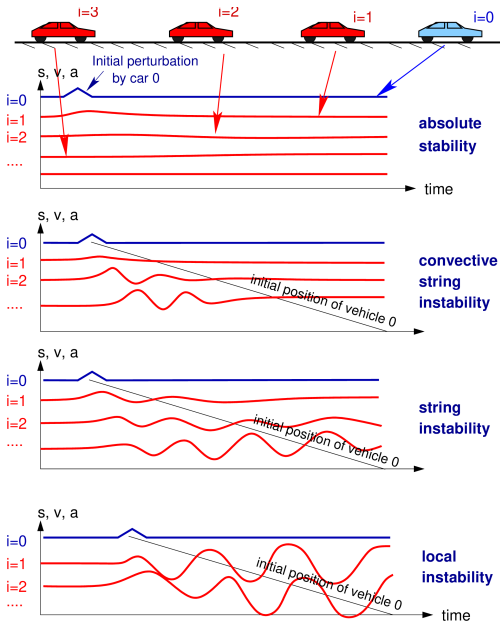
- ▶ String stability of an infinite platoon

$$\lim_{t \rightarrow \infty} \max_i (u_j(t)) = 0.$$

- ▶ (upstream) Convective string *instability* for an infinite platoon: string *unstable* but

$$\lim_{t \rightarrow \infty} u_j(t) = 0, \text{ if } x(t) \leq 0$$

Evolution over time



Perturbation response $u_j(t)$ of follower j [take index j because i will be the imaginary unit, later on] at time t to an temporary perturbation of leader $j = 0$ at $x = 0$ around time 0:

- ▶ Local stability:

$$\lim_{t \rightarrow \infty} u_j(t) = 0 \text{ for all finite } j.$$

- ▶ String stability of an infinite platoon

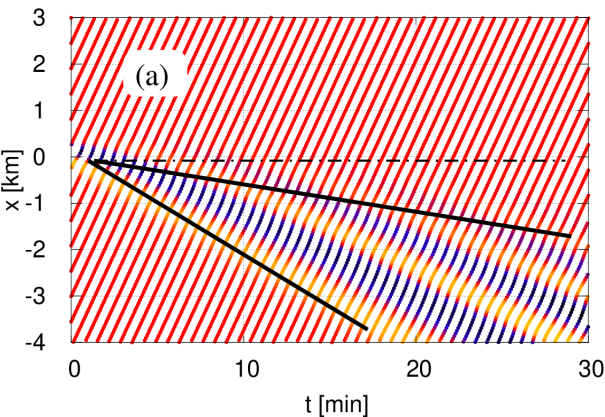
$$\lim_{t \rightarrow \infty} \max_i (u_j(t)) = 0.$$

- ▶ (upstream) Convective string *instability* for an infinite platoon: string *unstable* but

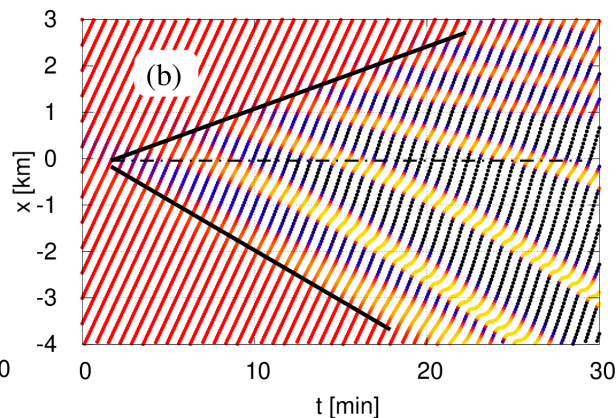
$$\lim_{t \rightarrow \infty} u_j(t) = 0, \text{ if } x(t) \leq 0$$

Convective instability

Upstream convective instability



Absolute convective instability



9a.3 Local Stability: Analysis

Ansatz: perturbations from the steady-state $(s_e(v_e), v_e)$ of a follower $j = 1$ following a leader driving at constant speed v_e

$$\begin{aligned}s_1(t) &= s_e + y(t), \\ v_1(t) &= v_e + u(t).\end{aligned}$$

Insert into a general car-following model $\dot{v}_j = f(s_j, v_j, v_{j-1}) \equiv f(s, v, v_l)$ and linearize:

$$\frac{dy}{dt} = u_l - u = -u, \quad (1)$$

$$\frac{du}{dt} = f_s y + f_v u + f_l u_l = f_s y + f_v u \quad (2)$$

where (Taylor expansion of $f(\cdot)$ to first order)

$$f(s, v, v_l) = f(s_e, v_e, v_e) + f_s y + f_v u + f_l u_l + \text{higher orders}$$

- ▶ Steady state implies $f(s_e, v_e, v_e) = 0$
- ▶ Taylor coefficients are partial derivatives (*acceleration sensitivities*)

$$f_s = \left. \frac{\partial f}{\partial s} \right|_e, \quad f_v = \left. \frac{\partial f}{\partial v} \right|_e, \quad f_l = \left. \frac{\partial f}{\partial v_l} \right|_e$$

9a.3 Local Stability: Analysis

Ansatz: perturbations from the steady-state $(s_e(v_e), v_e)$ of a follower $j = 1$ following a leader driving at constant speed v_e

$$\begin{aligned} s_1(t) &= s_e + y(t), \\ v_1(t) &= v_e + u(t). \end{aligned}$$

Insert into a general car-following model $\dot{v}_j = f(s_j, v_j, v_{j-1}) \equiv f(s, v, v_l)$ and linearize:

$$\frac{dy}{dt} = u_l - u = -u, \quad (1)$$

$$\frac{du}{dt} = f_s y + f_v u + f_l u_l = f_s y + f_v u \quad (2)$$

where (Taylor expansion of $f(\cdot)$ to first order)

$$f(s, v, v_l) = f(s_e, v_e, v_e) + f_s y + f_v u + f_l u_l + \text{higher orders}$$

- ▶ Steady state implies $f(s_e, v_e, v_e) = 0$
- ▶ Taylor coefficients are partial derivatives (*acceleration sensitivities*)

$$f_s = \left. \frac{\partial f}{\partial s} \right|_e, \quad f_v = \left. \frac{\partial f}{\partial v} \right|_e, \quad f_l = \left. \frac{\partial f}{\partial v_l} \right|_e$$

9a.3 Local Stability: Analysis

Ansatz: perturbations from the steady-state $(s_e(v_e), v_e)$ of a follower $j = 1$ following a leader driving at constant speed v_e

$$\begin{aligned} s_1(t) &= s_e + y(t), \\ v_1(t) &= v_e + u(t). \end{aligned}$$

Insert into a general car-following model $\dot{v}_j = f(s_j, v_j, v_{j-1}) \equiv f(s, v, v_l)$ and linearize:

$$\frac{dy}{dt} = u_l - u = -u, \quad (1)$$

$$\frac{du}{dt} = f_s y + f_v u + f_l u_l = f_s y + f_v u \quad (2)$$

where (Taylor expansion of $f(\cdot)$ to first order)

$$f(s, v, v_l) = f(s_e, v_e, v_e) + f_s y + f_v u + f_l u_l + \text{higher orders}$$

- ▶ Steady state implies $f(s_e, v_e, v_e) = 0$
- ▶ Taylor coefficients are partial derivatives (*acceleration sensitivities*)

$$f_s = \left. \frac{\partial f}{\partial s} \right|_e, \quad f_v = \left. \frac{\partial f}{\partial v} \right|_e, \quad f_l = \left. \frac{\partial f}{\partial v_l} \right|_e$$

9a.3 Local Stability: Analysis

Ansatz: perturbations from the steady-state $(s_e(v_e), v_e)$ of a follower $j = 1$ following a leader driving at constant speed v_e

$$\begin{aligned}s_1(t) &= s_e + y(t), \\ v_1(t) &= v_e + u(t).\end{aligned}$$

Insert into a general car-following model $\dot{v}_j = f(s_j, v_j, v_{j-1}) \equiv f(s, v, v_l)$ and linearize:

$$\frac{dy}{dt} = u_l - u = -u, \quad (1)$$

$$\frac{du}{dt} = f_s y + f_v u + f_l u_l = f_s y + f_v u \quad (2)$$

where (Taylor expansion of $f(\cdot)$ to first order)

$$f(s, v, v_l) = f(s_e, v_e, v_e) + f_s y + f_v u + f_l u_l + \text{higher orders}$$

- ▶ Steady state implies $f(s_e, v_e, v_e) = 0$
- ▶ Taylor coefficients are partial derivatives (*acceleration sensitivities*)

$$f_s = \left. \frac{\partial f}{\partial s} \right|_e, \quad f_v = \left. \frac{\partial f}{\partial v} \right|_e, \quad f_l = \left. \frac{\partial f}{\partial v_l} \right|_e$$

The role of the acceleration sensitivities

- ▶ For model of the form $\dot{v} = f(s, v, v_l)$ with *any* number of parameters, the behaviour near the steady state $(v_e, s_e(v_e))$ is *uniquely* characterized by the three sensitivities f_s , f_v , and f_l .
- ▶ Relation between sensitivities of a model of the form $\dot{v} = f(s, v, v_l)$ and the equivalent form $\dot{v} = \tilde{f}(s, v, \Delta v)$ with $\Delta v = v - v_l$ approaching rate:

$$\begin{aligned} f_s &= \tilde{f}_s, & f_v &= \tilde{f}_v + \tilde{f}_{\Delta v}, & f_l &= -\tilde{f}_{\Delta v}, \\ \tilde{f}_s &= f_s, & \tilde{f}_v &= f_v + f_l, & \tilde{f}_{\Delta v} &= -f_l \end{aligned} \quad (3)$$

Hint: often confusion whether $\Delta v = v - v_l$ or $= v_l - v \Rightarrow$ use form $\dot{v} = f(s, v, v_l)$

- ▶ Relation between the “microscopic” fundamental diagram $v_e(s)$ and the sensitivities:

$$v'_e(s) = -\frac{\tilde{f}_s}{\tilde{f}_v} = -\frac{f_s}{f_v + f_l}. \quad (4)$$

How to derive? Homogeneous stationarity: $f(s, v_e(s), v_e(s)) = 0$ for all gaps s

$\Rightarrow \left(\frac{df}{ds}\right)_e = f_s + f_v v'_e + f_l v'_e \stackrel{!}{=} 0$, hence $v'_e = -f_s/(f_v + f_l)$

Local Stability: Results

Taking the time derivative of (1) and insert (2): $\ddot{y} = -\dot{u} = -f_s y - f_v u = -f_s y + f_v \dot{y}$

$$\frac{d^2 y}{dt^2} - f_v \frac{dy}{dt} + f_s y = 0$$

Write this as an harmonic oscillator:

$$\frac{d^2 y}{dt^2} + 2\eta \frac{dy(t)}{dt} + \omega_0^2 y(t) = 0, \quad \eta = -\frac{f_v}{2}, \quad \omega_0^2 = f_s$$

Ansatz $y(t) = e^{\lambda t}$ gives

$$\lambda_{1/2} = -\eta \pm \sqrt{\eta^2 - \omega_0^2} = \frac{f_v}{2} \pm \sqrt{\frac{f_v^2}{4} - f_s}$$

- ▶ Sufficient condition for local stability: $f_v < 0$ AND $f_s \geq 0$: always satisfied if the plausibility criteria are met
- ▶ Overdamped return to the steady state (no oscillations) if $\text{Im}(\lambda) = 0$ or $f_s \leq \frac{f_v^2}{4}$

Local Stability: Results

Taking the time derivative of (1) and insert (2): $\ddot{y} = -\dot{u} = -f_s y - f_v u = -f_s y + f_v \dot{y}$

$$\frac{d^2 y}{dt^2} - f_v \frac{dy}{dt} + f_s y = 0$$

Write this as an harmonic oscillator:

$$\frac{d^2 y}{dt^2} + 2\eta \frac{dy(t)}{dt} + \omega_0^2 y(t) = 0, \quad \eta = -\frac{f_v}{2}, \quad \omega_0^2 = f_s$$

Ansatz $y(t) = e^{\lambda t}$ gives

$$\lambda_{1/2} = -\eta \pm \sqrt{\eta^2 - \omega_0^2} = \frac{f_v}{2} \pm \sqrt{\frac{f_v^2}{4} - f_s}$$

- ▶ Sufficient condition for local stability: $f_v < 0$ AND $f_s \geq 0$: always satisfied if the plausibility criteria are met
- ▶ Overdamped return to the steady state (no oscillations) if $\text{Im}(\lambda) = 0$ or $f_s \leq \frac{f_v^2}{4}$

Local Stability: Results

Taking the time derivative of (1) and insert (2): $\ddot{y} = -\dot{u} = -f_s y - f_v u = -f_s y + f_v \dot{y}$

$$\frac{d^2 y}{dt^2} - f_v \frac{dy}{dt} + f_s y = 0$$

Write this as an harmonic oscillator:

$$\frac{d^2 y}{dt^2} + 2\eta \frac{dy(t)}{dt} + \omega_0^2 y(t) = 0, \quad \eta = -\frac{f_v}{2}, \quad \omega_0^2 = f_s$$

Ansatz $y(t) = e^{\lambda t}$ gives

$$\lambda_{1/2} = -\eta \pm \sqrt{\eta^2 - \omega_0^2} = \frac{f_v}{2} \pm \sqrt{\frac{f_v^2}{4} - f_s}$$

- ▶ Sufficient condition for local stability: $f_v < 0$ AND $f_s \geq 0$: always satisfied if the plausibility criteria are met
- ▶ Overdamped return to the steady state (no oscillations) if $\text{Im}(\lambda) = 0$ or $f_s \leq \frac{f_v^2}{4}$

9a.4.1 String Stability of Car-Following Models: Wave Approach

The linearisation is as for local stability, only that the leader is also dynamic \rightarrow equations for follower j and leader $j - 1$ are coupled, recursively

► Ansatz

$$s_j(t) = s_e + y_j(t),$$

$$v_j(t) = v_e + u_j(t).$$

► Linearize general car-following model defined by acceleration function

$$f(s_j, v_j, v_l) = f(s_j, v_j, v_{j-1})$$

What do identical functions $f(\cdot)$ mean? identical vehicles and drivers

$$\frac{dy_j}{dt} = u_{j-1} - u_j, \quad (5)$$

$$\frac{du_j}{dt} = f_s y_j + f_v u_j + f_l u_{j-1} \quad (6)$$

9a.4.1 String Stability of Car-Following Models: Wave Approach

The linearisation is as for local stability, only that the leader is also dynamic \rightarrow equations for follower j and leader $j - 1$ are coupled, recursively

► Ansatz

$$s_j(t) = s_e + y_j(t),$$

$$v_j(t) = v_e + u_j(t).$$

► Linearize general car-following model defined by acceleration function

$$f(s_j, v_j, v_l) = f(s_j, v_j, v_{j-1})$$

What do identical functions $f(\cdot)$ mean? identical vehicles and drivers

$$\frac{dy_j}{dt} = u_{j-1} - u_j, \quad (5)$$

$$\frac{du_j}{dt} = f_s y_j + f_v u_j + f_l u_{j-1} \quad (6)$$

9a.4.1 String Stability of Car-Following Models: Wave Approach

The linearisation is as for local stability, only that the leader is also dynamic \rightarrow equations for follower j and leader $j - 1$ are coupled, recursively

► Ansatz

$$\begin{aligned}s_j(t) &= s_e + y_j(t), \\ v_j(t) &= v_e + u_j(t).\end{aligned}$$

► Linearize general car-following model defined by acceleration function

$$f(s_j, v_j, v_l) = f(s_j, v_j, v_{j-1})$$

What do identical functions $f(\cdot)$ mean? identical vehicles and drivers

$$\frac{dy_j}{dt} = u_{j-1} - u_j, \quad (5)$$

$$\frac{du_j}{dt} = f_s y_j + f_v u_j + f_l u_{j-1} \quad (6)$$

Ansatz I: Linear waves in an infinite system

Fourier-Ansatz

$$\begin{pmatrix} y_j(t) \\ u_j(t) \end{pmatrix} = \begin{pmatrix} \hat{y} \\ \hat{u} \end{pmatrix} e^{\lambda t + ijk} \quad (7)$$

- ▶ imaginary unit $i = \sqrt{-1}$
- ▶ complex growth rate $\lambda = \sigma + i\omega$
 - ▷ Real part σ : growth rate of the oscillation amplitude
 - ▷ Imaginary part ω indicates the angular frequency *from the perspective of the driver*.
The driver passes a complete wave in the time $2\pi/\omega$
- ▶ wave number $k \in [-\pi, \pi]$: Phase shift from one vehicle to the next at given time. A wave contains $2\pi/k$ vehicles
- ▶ Wave phase $i(\omega t + kj)$, passing rate in the moving system $-\omega/k$ (negative sign since phase $\phi = \omega t + kj = \text{const.}$)
- ▶ Physical wavelength $(s_e + l) 2\pi/k$, physical wave speed in the stationary system $w_{\text{phys}} = v_e + (s_e + l) \omega/k$ (Lagrangian part $(s_e + l) \omega/k < 0$ since $\omega(k) < 0$ for $k > 0$: information travels backwards from follower to follower)
- ▶ Complex eigenvector $(\hat{y}, \hat{u})'$ defines amplitude and phase of the gap deviations relative to the speed deviations

Ansatz I: Linear waves in an infinite system

Fourier-Ansatz

$$\begin{pmatrix} y_j(t) \\ u_j(t) \end{pmatrix} = \begin{pmatrix} \hat{y} \\ \hat{u} \end{pmatrix} e^{\lambda t + ijk} \quad (7)$$

- ▶ imaginary unit $i = \sqrt{-1}$
- ▶ complex growth rate $\lambda = \sigma + i\omega$
 - ▷ Real part σ : growth rate of the oscillation amplitude
 - ▷ Imaginary part ω indicates the angular frequency *from the perspective of the driver*.
The driver passes a complete wave in the time $2\pi/\omega$
- ▶ *wave number* $k \in [-\pi, \pi]$: Phase shift from one vehicle to the next at given time. A wave contains $2\pi/k$ vehicles
- ▶ Wave phase $i(\omega t + kj)$, passing rate in the moving system $-\omega/k$ (negative sign since phase $\phi = \omega t + kj = \text{const.}$)
- ▶ Physical wavelength $(s_e + l) 2\pi/k$, physical wave speed in the stationary system $w_{\text{phys}} = v_e + (s_e + l) \omega/k$ (Lagrangian part $(s_e + l) \omega/k < 0$ since $\omega(k) < 0$ for $k > 0$: information travels backwards from follower to follower)
- ▶ Complex eigenvector $(\hat{y}, \hat{u})'$ defines amplitude and phase of the gap deviations relative to the speed deviations

Ansatz I: Linear waves in an infinite system

Fourier-Ansatz

$$\begin{pmatrix} y_j(t) \\ u_j(t) \end{pmatrix} = \begin{pmatrix} \hat{y} \\ \hat{u} \end{pmatrix} e^{\lambda t + ijk} \quad (7)$$

- ▶ imaginary unit $i = \sqrt{-1}$
- ▶ complex growth rate $\lambda = \sigma + i\omega$
 - ▷ Real part σ : growth rate of the oscillation amplitude
 - ▷ Imaginary part ω indicates the angular frequency *from the perspective of the driver*.
The driver passes a complete wave in the time $2\pi/\omega$
- ▶ *wave number* $k \in [-\pi, \pi]$: Phase shift from one vehicle to the next at given time. A wave contains $2\pi/k$ vehicles
- ▶ Wave phase $i(\omega t + kj)$, passing rate in the moving system $-\omega/k$ (negative sign since phase $\phi = \omega t + kj = \text{const.}$)
- ▶ Physical wavelength $(s_e + l) 2\pi/k$, physical wave speed in the stationary system $w_{\text{phys}} = v_e + (s_e + l) \omega/k$ (Lagrangian part $(s_e + l) \omega/k < 0$ since $\omega(k) < 0$ for $k > 0$: information travels backwards from follower to follower)
- ▶ Complex eigenvector $(\hat{y}, \hat{u})'$ defines amplitude and phase of the gap deviations relative to the speed deviations

Ansatz I: Linear waves in an infinite system

Fourier-Ansatz

$$\begin{pmatrix} y_j(t) \\ u_j(t) \end{pmatrix} = \begin{pmatrix} \hat{y} \\ \hat{u} \end{pmatrix} e^{\lambda t + ijk} \quad (7)$$

- ▶ imaginary unit $i = \sqrt{-1}$
- ▶ complex growth rate $\lambda = \sigma + i\omega$
 - ▷ Real part σ : growth rate of the oscillation amplitude
 - ▷ Imaginary part ω indicates the angular frequency *from the perspective of the driver*.
The driver passes a complete wave in the time $2\pi/\omega$
- ▶ wave number $k \in [-\pi, \pi]$: Phase shift from one vehicle to the next at given time. A wave contains $2\pi/k$ vehicles
- ▶ Wave phase $i(\omega t + kj)$, passing rate in the moving system $-\omega/k$ (negative sign since phase $\phi = \omega t + kj = \text{const.}$)
- ▶ Physical wavelength $(s_e + l) 2\pi/k$, physical wave speed in the stationary system $w_{\text{phys}} = v_e + (s_e + l) \omega/k$ (Lagrangian part $(s_e + l) \omega/k < 0$ since $\omega(k) < 0$ for $k > 0$: information travels backwards from follower to follower)
- ▶ Complex eigenvector $(\hat{y}, \hat{u})'$ defines amplitude and phase of the gap deviations relative to the speed deviations

Ansatz I: Linear waves in an infinite system

Fourier-Ansatz

$$\begin{pmatrix} y_j(t) \\ u_j(t) \end{pmatrix} = \begin{pmatrix} \hat{y} \\ \hat{u} \end{pmatrix} e^{\lambda t + ijk} \quad (7)$$

- ▶ imaginary unit $i = \sqrt{-1}$
- ▶ complex growth rate $\lambda = \sigma + i\omega$
 - ▷ Real part σ : growth rate of the oscillation amplitude
 - ▷ Imaginary part ω indicates the angular frequency *from the perspective of the driver*.
The driver passes a complete wave in the time $2\pi/\omega$
- ▶ wave number $k \in [-\pi, \pi]$: Phase shift from one vehicle to the next at given time. A wave contains $2\pi/k$ vehicles
- ▶ Wave phase $i(\omega t + kj)$, passing rate in the moving system $-\omega/k$ (negative sign since phase $\phi = \omega t + kj = \text{const.}$)
- ▶ Physical wavelength $(s_e + l) 2\pi/k$, physical wave speed in the stationary system $w_{\text{phys}} = v_e + (s_e + l) \omega/k$ (Lagrangian part $(s_e + l) \omega/k < 0$ since $\omega(k) < 0$ for $k > 0$: information travels backwards from follower to follower)
- ▶ Complex eigenvector $(\hat{y}, \hat{u})'$ defines amplitude and phase of the gap deviations relative to the speed deviations

Ansatz I: Linear waves in an infinite system

Fourier-Ansatz

$$\begin{pmatrix} y_j(t) \\ u_j(t) \end{pmatrix} = \begin{pmatrix} \hat{y} \\ \hat{u} \end{pmatrix} e^{\lambda t + ijk} \quad (7)$$

- ▶ imaginary unit $i = \sqrt{-1}$
- ▶ complex growth rate $\lambda = \sigma + i\omega$
 - ▷ Real part σ : growth rate of the oscillation amplitude
 - ▷ Imaginary part ω indicates the angular frequency *from the perspective of the driver*.
The driver passes a complete wave in the time $2\pi/\omega$
- ▶ wave number $k \in [-\pi, \pi]$: Phase shift from one vehicle to the next at given time. A wave contains $2\pi/k$ vehicles
- ▶ Wave phase $i(\omega t + kj)$, passing rate in the moving system $-\omega/k$ (negative sign since phase $\phi = \omega t + kj = \text{const.}$)
- ▶ Physical wavelength $(s_e + l) 2\pi/k$, physical wave speed in the stationary system $w_{\text{phys}} = v_e + (s_e + l) \omega/k$ (Lagrangian part $(s_e + l) \omega/k < 0$ since $\omega(k) < 0$ for $k > 0$: information travels backwards from follower to follower)
- ▶ Complex eigenvector $(\hat{y}, \hat{u})'$ defines amplitude and phase of the gap deviations relative to the speed deviations

Inserting the Fourier ansatz

Insert the *traffic wave ansatz* (7) into the linear system (5), Eq. (6):

$$\mathbf{L} \begin{pmatrix} \hat{y} \\ \hat{u} \end{pmatrix} \equiv \begin{pmatrix} \lambda & 1 - e^{-ik} \\ -f_s & \lambda - (f_v + f_l e^{-ik}) \end{pmatrix} \cdot \begin{pmatrix} \hat{y} \\ \hat{u} \end{pmatrix} = 0.$$

Nontrivial solutions $(\hat{y}, \hat{u})' \neq \mathbf{0}$ to this *homogeneous linear system* only for a vanishing determinant:

$$\det \mathbf{L} = 0 \Rightarrow \lambda^2 + p(k)\lambda + q(k) = 0 \Rightarrow$$

$$\lambda_{1/2}(k) = -\frac{p(k)}{2} \left(1 \pm \sqrt{1 - \frac{4q(k)}{p^2(k)}} \right) \quad (8)$$

with

$$\begin{aligned} p(k) &= -f_v - f_l e^{-ik}, \\ q(k) &= f_s (1 - e^{-ik}). \end{aligned} \quad (9)$$

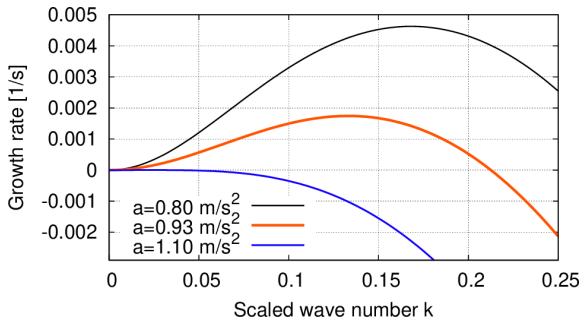
Selecting the slow and potentially unstable mode

Quadratic equation with complex coefficients \rightarrow not a priori clear which is the more unstable mode with the higher $\text{Re}(\lambda) \Rightarrow$ define

$$\lambda(k) = \begin{cases} \lambda_1(k) & \text{Re}(\lambda_1(k)) \geq \text{Re}(\lambda_2(k)) \\ \lambda_2(k) & \text{otherwise.} \end{cases}$$

$$\sigma(k) = \text{Re}(\lambda(k))$$

$$\omega(k) = \text{Im}(\lambda(k))$$



IDM with variable parameter a and fixed
 $v_0 = 120 \text{ km/h}$,
 $T = 1.5 \text{ s}$,
 $s_0 = 2 \text{ m}$,
 $b = 1.3 \text{ m/s}^2$.

Why does the vehicle length play no role?

Because the vehicle length does not enter the model equation (it is needed when transforming to a physical Eulerian picture instead of a Lagrangian vehicle index picture)

String stability criterion

A car-following model is **string stable** if $\sigma(k) \leq 0$ for all relative phase shifts (wave numbers) in the range $k \in [-\pi, \pi]$ (or $k \in [0, \pi]$ since $\sigma(k)$ is even)

- ▶ For delay-free models the first instability is always a **long-wavelength instability** (Proof: \Rightarrow Laplace approach) \Rightarrow sufficient stability criterion $\sigma''(0) < 0$
Why the second derivative? $\sigma(k)$ is even and continuous $\Rightarrow \sigma'(0) = 0$
- ▶ Taylor expansion (longer calculation):

$$\lambda = \frac{i f_s}{f_v + f_l} k - \frac{f_s}{2(f_v + f_l)^3} \left(2f_s + f_l^2 - f_v^2 \right) k^2 + \mathcal{O}(k^3). \quad (10)$$

- ▶ The linear coefficient is purely imaginary and given by $-iv'_e(s_e) \Rightarrow$ the passing rate (vehicles per time) of waves in the Lagrangian system is simply given by $v'_e(s_e)$
- ▶ The quadratic coefficient is real. It is nonpositive (i.e., the system string stable) if

$$2f_s - f_v^2 + f_l^2 \leq 0 \quad \text{or} \quad 2\bar{f}_s - \bar{f}_v^2 - 2\bar{f}_v\bar{f}_{\Delta v} \leq 0 \quad (11)$$

Why? The CF model plausibility criteria include $f_s \geq 0$ and $f_v = f_s + f_l < 0$, so $-f_s/(f_s + f_l)^3 \geq 0$

String stability criterion

A car-following model is **string stable** if $\sigma(k) \leq 0$ for all relative phase shifts (wave numbers) in the range $k \in [-\pi, \pi]$ (or $k \in [0, \pi]$ since $\sigma(k)$ is even)

- ▶ For delay-free models the first instability is always a **long-wavelength instability** (Proof: \Rightarrow Laplace approach) \Rightarrow sufficient stability criterion $\sigma''(0) < 0$

Why the second derivative? $\sigma(k)$ is even and continuous $\Rightarrow \sigma'(0) = 0$

- ▶ Taylor expansion (longer calculation):

$$\lambda = \frac{i f_s}{f_v + f_l} k - \frac{f_s}{2(f_v + f_l)^3} \left(2f_s + f_l^2 - f_v^2 \right) k^2 + \mathcal{O}(k^3). \quad (10)$$

- ▶ The linear coefficient is purely imaginary and given by $-iv'_e(s_e) \Rightarrow$ the **passing rate** (vehicles per time) of waves in the Lagrangian system is simply given by $v'_e(s_e)$
- ▶ The quadratic coefficient is real. It is nonpositive (i.e., the system string stable) if

$$2f_s - f_v^2 + f_l^2 \leq 0 \quad \text{or} \quad 2\bar{f}_s - \bar{f}_v^2 - 2\bar{f}_v \bar{f}_{\Delta v} \leq 0 \quad (11)$$

Why? The CF model plausibility criteria include $f_s \geq 0$ and $f_v = f_s + f_l < 0$, so $-f_s/(f_s + f_l)^3 \geq 0$

String stability criterion

A car-following model is **string stable** if $\sigma(k) \leq 0$ for all relative phase shifts (wave numbers) in the range $k \in [-\pi, \pi]$ (or $k \in [0, \pi]$ since $\sigma(k)$ is even)

- ▶ For delay-free models the first instability is always a **long-wavelength instability** (Proof: \Rightarrow Laplace approach) \Rightarrow sufficient stability criterion $\sigma''(0) < 0$
Why the second derivative? $\sigma(k)$ is even and continuous $\Rightarrow \sigma'(0) = 0$
- ▶ Taylor expansion (longer calculation):

$$\lambda = \frac{i f_s}{f_v + f_l} k - \frac{f_s}{2(f_v + f_l)^3} \left(2f_s + f_l^2 - f_v^2 \right) k^2 + \mathcal{O}(k^3). \quad (10)$$

- ▶ The linear coefficient is purely imaginary and given by $-iv'_e(s_e) \Rightarrow$ the **passing rate** (vehicles per time) of waves in the Lagrangian system is simply given by $v'_e(s_e)$
- ▶ The quadratic coefficient is real. It is nonpositive (i.e., the system string stable) if

$$2f_s - f_v^2 + f_l^2 \leq 0 \quad \text{or} \quad 2\tilde{f}_s - \tilde{f}_v^2 - 2\tilde{f}_v\tilde{f}_{\Delta v} \leq 0 \quad (11)$$

Why? The CF model plausibility criteria include $f_s \geq 0$ and $f_v = f_v + f_l < 0$, so $-f_s/(f_v + f_l)^3 \geq 0$

String stability criterion

A car-following model is **string stable** if $\sigma(k) \leq 0$ for all relative phase shifts (wave numbers) in the range $k \in [-\pi, \pi]$ (or $k \in [0, \pi]$ since $\sigma(k)$ is even)

- ▶ For delay-free models the first instability is always a **long-wavelength instability** (Proof: \Rightarrow Laplace approach) \Rightarrow sufficient stability criterion $\sigma''(0) < 0$
Why the second derivative? $\sigma(k)$ is even and continuous $\Rightarrow \sigma'(0) = 0$
- ▶ Taylor expansion (longer calculation):

$$\lambda = \frac{i f_s}{f_v + f_l} k - \frac{f_s}{2(f_v + f_l)^3} \left(2f_s + f_l^2 - f_v^2 \right) k^2 + \mathcal{O}(k^3). \quad (10)$$

- ▶ The linear coefficient is purely imaginary and given by $-iv'_e(s_e) \Rightarrow$ the **passing rate** (vehicles per time) of waves in the Lagrangian system is simply given by $v'_e(s_e)$
- ▶ The quadratic coefficient is real. It is nonpositive (i.e., the system string stable) if

$$2f_s - f_v^2 + f_l^2 \leq 0 \quad \text{or} \quad 2\tilde{f}_s - \tilde{f}_v^2 - 2\tilde{f}_v\tilde{f}_{\Delta v} \leq 0 \quad (11)$$

Why? The CF model plausibility criteria include $f_s \geq 0$ and $f_{\bar{v}} = f_v + f_l < 0$, so $-f_s/(f_v + f_l)^3 \geq 0$

String stability criterion

A car-following model is **string stable** if $\sigma(k) \leq 0$ for all relative phase shifts (wave numbers) in the range $k \in [-\pi, \pi]$ (or $k \in [0, \pi]$ since $\sigma(k)$ is even)

- ▶ For delay-free models the first instability is always a **long-wavelength instability** (Proof: \Rightarrow Laplace approach) \Rightarrow sufficient stability criterion $\sigma''(0) < 0$
Why the second derivative? $\sigma(k)$ is even and continuous $\Rightarrow \sigma'(0) = 0$
- ▶ Taylor expansion (longer calculation):

$$\lambda = \frac{i f_s}{f_v + f_l} k - \frac{f_s}{2(f_v + f_l)^3} \left(2f_s + f_l^2 - f_v^2 \right) k^2 + \mathcal{O}(k^3). \quad (10)$$

- ▶ The linear coefficient is purely imaginary and given by $-iv'_e(s_e) \Rightarrow$ the **passing rate** (vehicles per time) of waves in the Lagrangian system is simply given by $v'_e(s_e)$
- ▶ The quadratic coefficient is real. It is nonpositive (i.e., the system string stable) if

$$2f_s - f_v^2 + f_l^2 \leq 0 \quad \text{or} \quad 2\tilde{f}_s - \tilde{f}_v^2 - 2\tilde{f}_v\tilde{f}_{\Delta v} \leq 0 \quad (11)$$

Why? The CF model plausibility criteria include $f_s \geq 0$ and $f_{\bar{v}} = f_v + f_l < 0$, so $-f_s/(f_v + f_l)^3 \geq 0$

String stability criterion

A car-following model is **string stable** if $\sigma(k) \leq 0$ for all relative phase shifts (wave numbers) in the range $k \in [-\pi, \pi]$ (or $k \in [0, \pi]$ since $\sigma(k)$ is even)

- ▶ For delay-free models the first instability is always a **long-wavelength instability** (Proof: \Rightarrow Laplace approach) \Rightarrow sufficient stability criterion $\sigma''(0) < 0$
Why the second derivative? $\sigma(k)$ is even and continuous $\Rightarrow \sigma'(0) = 0$
- ▶ Taylor expansion (longer calculation):

$$\lambda = \frac{i f_s}{f_v + f_l} k - \frac{f_s}{2(f_v + f_l)^3} \left(2f_s + f_l^2 - f_v^2 \right) k^2 + \mathcal{O}(k^3). \quad (10)$$

- ▶ The linear coefficient is purely imaginary and given by $-iv'_e(s_e) \Rightarrow$ the **passing rate** (vehicles per time) of waves in the Lagrangian system is simply given by $v'_e(s_e)$
- ▶ The quadratic coefficient is real. It is nonpositive (i.e., the system string stable) if

$$2f_s - f_v^2 + f_l^2 \leq 0 \quad \text{or} \quad 2\tilde{f}_s - \tilde{f}_v^2 - 2\tilde{f}_v\tilde{f}_{\Delta v} \leq 0 \quad (11)$$

Why? The CF model plausibility criteria include $f_s \geq 0$ and $f_{\tilde{v}} = f_v + f_l < 0$, so $-f_s/(f_v + f_l)^3 \geq 0$

String stability: Alternative formulation and model example I: OVM/FVDM

With the already derived relation $v_e'(s) = -f_s/(f_v + f_l) = -\tilde{f}_s/\tilde{f}_v$, reformulate the string stability criterion (11) as

$$\begin{aligned}
 v_e'(s_e) &\leq \frac{1}{2} (f_l - f_v) && \text{String stability for } \dot{v} = f(s, v, v_l) \\
 v_e'(s_e) &\leq -\frac{\tilde{f}_v}{2} - \tilde{f}_{\Delta v} && \text{String stability for } \dot{v} = \tilde{f}(s, v, \Delta v)
 \end{aligned} \tag{12}$$

Try to understand these criteria intuitively

The major cause for instabilities, the change of steady-state speed with the gap, must be smaller than the stabilizing terms on the rhs including the driver agility $-f_v$ or $-\tilde{f}_v$ and the sensitivity f_l or $-\tilde{f}_{\Delta v}$ to the leader's speed

OVM and FVDM:

- ▶ Acceleration equation:

$$\tilde{f}(s, v, \Delta v) = (v_e(s) - v)/\tau - \gamma \Delta v \quad (\text{with } \gamma = 0 \text{ for the FVDM})$$

- ▶ Relevant sensitivities: $\tilde{f}_v = -\frac{1}{\tau}$, $\tilde{f}_{\Delta v} = -\gamma$
- ▶ Stability criterion: $v_e'(s) \leq \frac{1}{2\tau} + \gamma$: increased stability for increased agility $1/\tau$ and increased anticipation γ

String stability: Alternative formulation and model example I: OVM/FVDM

With the already derived relation $v_e'(s) = -f_s/(f_v + f_l) = -\tilde{f}_s/\tilde{f}_v$, reformulate the string stability criterion (11) as

$$\begin{aligned}
 v_e'(s_e) &\leq \frac{1}{2} (f_l - f_v) && \text{String stability for } \dot{v} = f(s, v, v_l) \\
 v_e'(s_e) &\leq -\frac{\tilde{f}_v}{2} - \tilde{f}_{\Delta v} && \text{String stability for } \dot{v} = \tilde{f}(s, v, \Delta v)
 \end{aligned} \tag{12}$$

Try to understand these criteria intuitively

The major cause for instabilities, the change of steady-state speed with the gap, must be smaller than the stabilizing terms on the rhs including the driver agility $-f_v$ or $-\tilde{f}_v$ and the sensitivity f_l or $-\tilde{f}_{\Delta v}$ to the leader's speed

OVM and FVDM:

- ▶ Acceleration equation:

$$\tilde{f}(s, v, \Delta v) = (v_e(s) - v)/\tau - \gamma \Delta v \quad (\text{with } \gamma = 0 \text{ for the FVDM})$$

- ▶ Relevant sensitivities: $\tilde{f}_v = -\frac{1}{\tau}$, $\tilde{f}_{\Delta v} = -\gamma$
- ▶ Stability criterion: $v_e'(s) \leq \frac{1}{2\tau} + \gamma$: increased stability for increased agility $1/\tau$ and increased anticipation γ

String stability: Alternative formulation and model example I: OVM/FVDM

With the already derived relation $v_e'(s) = -f_s/(f_v + f_l) = -\tilde{f}_s/\tilde{f}_v$, reformulate the string stability criterion (11) as

$$\begin{aligned}
 v_e'(s_e) &\leq \frac{1}{2} (f_l - f_v) && \text{String stability for } \dot{v} = f(s, v, v_l) \\
 v_e'(s_e) &\leq -\frac{\tilde{f}_v}{2} - \tilde{f}_{\Delta v} && \text{String stability for } \dot{v} = \tilde{f}(s, v, \Delta v)
 \end{aligned} \tag{12}$$

Try to understand these criteria intuitively

The major cause for instabilities, the change of steady-state speed with the gap, must be smaller than the stabilizing terms on the rhs including the driver agility $-f_v$ or $-\tilde{f}_v$ and the sensitivity f_l or $-\tilde{f}_{\Delta v}$ to the leader's speed

OVM and FVDM:

- ▶ Acceleration equation:

$$\tilde{f}(s, v, \Delta v) = (v_e(s) - v)/\tau - \gamma \Delta v \quad (\text{with } \gamma = 0 \text{ for the FVDM})$$

- ▶ Relevant sensitivities: $\tilde{f}_v = -\frac{1}{\tau}$, $\tilde{f}_{\Delta v} = -\gamma$
- ▶ Stability criterion: $v_e'(s) \leq \frac{1}{2\tau} + \gamma$: increased stability for increased agility $1/\tau$ and increased anticipation γ

String stability: Alternative formulation and model example I: OVM/FVDM

With the already derived relation $v_e'(s) = -f_s/(f_v + f_l) = -\tilde{f}_s/\tilde{f}_v$, reformulate the string stability criterion (11) as

$$\begin{aligned}
 v_e'(s_e) &\leq \frac{1}{2} (f_l - f_v) && \text{String stability for } \dot{v} = f(s, v, v_l) \\
 v_e'(s_e) &\leq -\frac{\tilde{f}_v}{2} - \tilde{f}_{\Delta v} && \text{String stability for } \dot{v} = \tilde{f}(s, v, \Delta v)
 \end{aligned}
 \tag{12}$$

Try to understand these criteria intuitively

The major cause for instabilities, the change of steady-state speed with the gap, must be smaller than the stabilizing terms on the rhs including the driver agility $-f_v$ or $-\tilde{f}_v$ and the sensitivity f_l or $-\tilde{f}_{\Delta v}$ to the leader's speed

OVM and FVDM:

- ▶ Acceleration equation:

$$\tilde{f}(s, v, \Delta v) = (v_e(s) - v)/\tau - \gamma \Delta v \quad (\text{with } \gamma = 0 \text{ for the FVDM})$$

- ▶ Relevant sensitivities: $\tilde{f}_v = -\frac{1}{\tau}$, $\tilde{f}_{\Delta v} = -\gamma$
- ▶ Stability criterion: $v_e'(s) \leq \frac{1}{2\tau} + \gamma$: increased stability for increased agility $1/\tau$ and increased anticipation γ

Model examples II: Gipps model stability condition

- ▶ Model equation:

$$f(s, v, v_l) = \min \left(a_{\text{free}}(v), \frac{v_{\text{safe}}(s, v, v_l) - v}{\tau} \right),$$

$$v_{\text{safe}}(s, v, v_l) = -b\tau + \sqrt{b^2\tau^2 + b[2(s - s_0) - v\tau + v_l^2/b_l]}$$

- ▶ Relevant sensitivities (set $v_{\text{safe}} = v_e$ for interacting traffic and $\sqrt{\dots} = v_e + b\tau$ after taking the derivatives)

$$f_v = a'_{\text{free}}(v_0) < 0, f_s = f_l = 0 \quad \text{noninteracting, } v_{\text{safe}} > v_0$$

$$f_v = -\frac{2v_e + 3b\tau}{2\tau(v_e + b\tau)}, \quad f_l = \frac{b}{b_l} \frac{v_e}{\tau(v_e + b\tau)} \quad \text{interacting traffic}$$

Model examples II: Gipps model stability condition

- ▶ Model equation:

$$f(s, v, v_l) = \min \left(a_{\text{free}}(v), \frac{v_{\text{safe}}(s, v, v_l) - v}{\tau} \right),$$

$$v_{\text{safe}}(s, v, v_l) = -b\tau + \sqrt{b^2\tau^2 + b[2(s - s_0) - v\tau + v_l^2/b_l]}$$

- ▶ Relevant sensitivities (set $v_{\text{safe}} = v_e$ for interacting traffic and $\sqrt{\dots} = v_e + b\tau$ after taking the derivatives)

$$f_v = a'_{\text{free}}(v_0) < 0, f_s = f_l = 0 \quad \text{noninteracting, } v_{\text{safe}} > v_0$$

$$f_v = -\frac{2v_e + 3b\tau}{2\tau(v_e + b\tau)}, \quad f_l = \frac{b}{b_l} \frac{v_e}{\tau(v_e + b\tau)} \quad \text{interacting traffic}$$

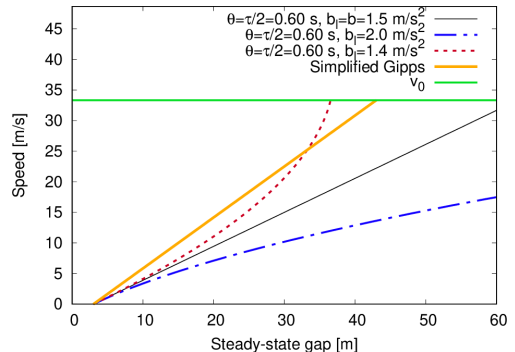
Gipps model stability condition (ctnd)

▶ Gap sensitivity if interacting: $v_e'(s_e) = \frac{1}{s_e'(v_e)} = \frac{2}{3\tau + \frac{2v_e(s)}{b} \left(1 - \frac{b}{b_l}\right)}$

▶ String stability criterion: $v_e'(s_e) \leq \frac{1}{2}(f_l - f_v) = \frac{2v_e \left(1 + \frac{b}{b_l}\right) + 3b\tau}{4\tau(v_e + b\tau)}$

▶ Simplification for $b_l = b$: $\frac{2}{3\tau} \leq \frac{3}{4\tau}$

- ▶ For $b_l = b$, string stability is always given
- ▶ If $b_l > b$, the driver assumes a stronger braking capability for the leader than to him/herself making the driving more defensive and string stability even more pronounced
- ▶ If $b_l < b$, followers are more reckless and string instability sets in for a sufficient speed $v_e < v_0$: Then, $v_e'(s)$ becomes very large



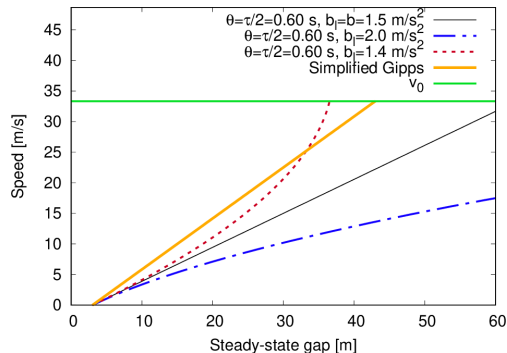
Gipps model stability condition (ctnd)

▶ Gap sensitivity if interacting: $v_e'(s_e) = \frac{1}{s_e'(v_e)} = \frac{2}{3\tau + \frac{2v_e(s)}{b} \left(1 - \frac{b}{b_l}\right)}$

▶ String stability criterion: $v_e'(s_e) \leq \frac{1}{2}(f_l - f_v) = \frac{2v_e \left(1 + \frac{b}{b_l}\right) + 3b\tau}{4\tau(v_e + b\tau)}$

▶ Simplification for $b_l = b$: $\frac{2}{3\tau} \leq \frac{3}{4\tau}$

- ▶ For $b_l = b$, string stability is always given
- ▶ If $b_l > b$, the driver assumes a stronger braking capability for the leader than to him/herself making the driving more defensive and string stability even more pronounced
- ▶ If $b_l < b$, followers are more reckless and string instability sets in for a sufficient speed $v_e < v_0$: Then, $v_e'(s)$ becomes very large



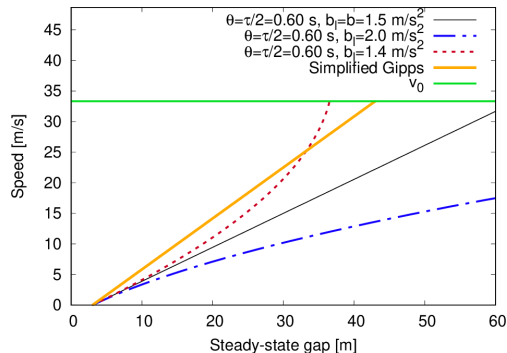
Gipps model stability condition (ctnd)

▶ Gap sensitivity if interacting: $v'_e(s_e) = \frac{1}{s'_e(v_e)} = \frac{2}{3\tau + \frac{2v_e(s)}{b} \left(1 - \frac{b}{b_l}\right)}$

▶ String stability criterion: $v'_e(s_e) \leq \frac{1}{2}(f_l - f_v) = \frac{2v_e \left(1 + \frac{b}{b_l}\right) + 3b\tau}{4\tau(v_e + b\tau)}$

▶ Simplification for $b_l = b$: $\frac{2}{3\tau} \leq \frac{3}{4\tau}$

- ▶ For $b_l = b$, string stability is always given
- ▶ If $b_l > b$, the driver assumes a stronger braking capability for the leader than to him/herself making the driving more defensive and string stability even more pronounced
- ▶ If $b_l < b$, followers are more reckless and string instability sets in for a sufficient speed $v_e < v_0$: Then, $v'_e(s)$ becomes very large



Model examples III: IDM stability condition

$$f^{\text{IDM}}(s, v, v_l) = a \left[1 - \left(\frac{v}{v_0} \right)^\delta - \left(\frac{s^*}{s} \right)^2 \right], \quad s^* = s_0 + vT + \frac{v(v - v_l)}{2\sqrt{ab}}$$

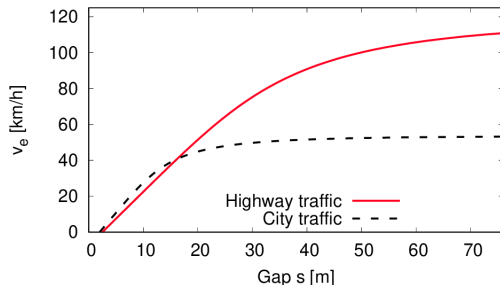
Because variations around the steady state are considered, the max condition for s^* is not needed here

$$f_v^{\text{IDM, free}} = -\frac{a\delta}{v_e} \left(\frac{v_e}{v_0} \right)^\delta,$$

$$f_v^{\text{IDM, int}} = -\frac{(s_0 + v_e T)(2aT + \sqrt{\frac{a}{b}}v_e)}{s_e^2},$$

$$f_l^{\text{IDM}} = \sqrt{\frac{a}{b}} \left(\frac{(s_0 + v_e T)v_e}{s_e^2} \right)$$

$$s_e(v) = \frac{s_0 + vT}{\sqrt{1 - \left(\frac{v}{v_0} \right)^\delta}}$$



IDM stability condition (ctnd)

IDM stability condition $v'_e \leq \frac{1}{2} (f_l - f_v)$: $v'_e(s_e) \leq \frac{a\delta}{2v_e} \left(\frac{v_e}{v_0}\right)^\delta + \frac{s_0 + v_e T}{s_e^2} (aT + \sqrt{\frac{a}{b}} v_e)$

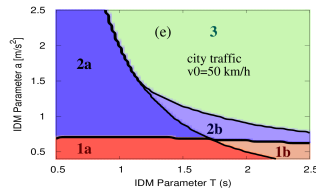
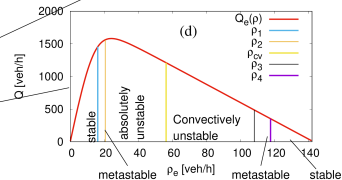
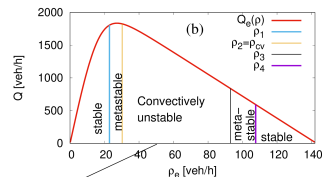
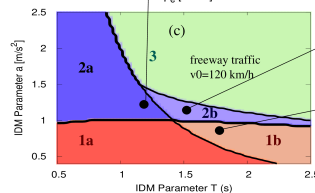
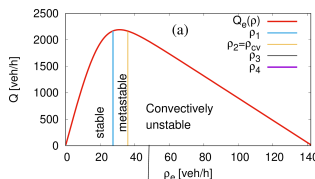
► Stability increases with agility a and time gap T

► Stability also increases with decreasing b corresponding to an increased anticipation and decreasing v_0 and s_0

► Simple expression for near standstill, $v_e \rightarrow 0$, $s_e \rightarrow s_0$, $s'_e \rightarrow 1/T$, with a (re-)stabilisation if

$$a \geq \frac{s_0}{T^2}$$

► Redo evaluating the stability criterion, this time using the \tilde{f} notation, $v'_e \leq \frac{\tilde{f}_l}{2} - \tilde{f}_{\Delta v}$



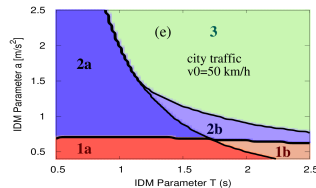
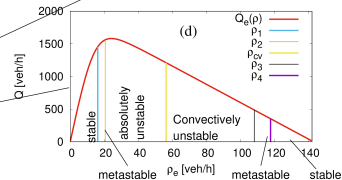
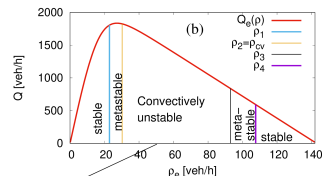
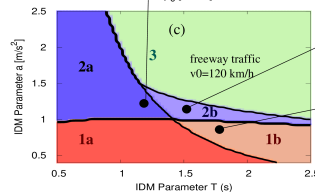
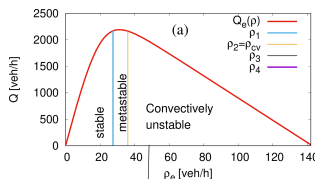
IDM stability condition (ctnd)

IDM stability condition $v'_e \leq \frac{1}{2} (f_l - f_v)$: $v'_e(s_e) \leq \frac{a\delta}{2v_e} \left(\frac{v_e}{v_0}\right)^\delta + \frac{s_0 + v_e T}{s_e^2} (aT + \sqrt{\frac{a}{b}} v_e)$

- ▶ Stability increases with agility a and time gap T
- ▶ Stability also increases with decreasing b corresponding to an increased anticipation and decreasing v_0 and s_0
- ▶ Simple expression for near standstill, $v_e \rightarrow 0$, $s_e \rightarrow s_0$, $s'_e \rightarrow 1/T$, with a (re)stabilisation if

$$a \geq \frac{s_0}{T^2}$$

- ▶ Redo evaluating the stability criterion, this time using the \bar{f} notation, $v'_e \leq \frac{\bar{f}_v}{2} - \bar{f}_{\Delta v}$



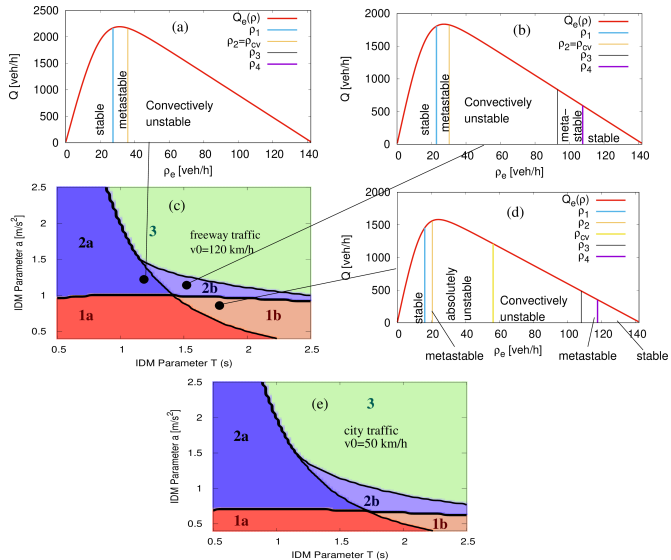
IDM stability condition (ctnd)

IDM stability condition $v'_e \leq \frac{1}{2} (f_l - f_v)$: $v'_e(s_e) \leq \frac{a\delta}{2v_e} \left(\frac{v_e}{v_0}\right)^\delta + \frac{s_0+v_e T}{s_e^2} (aT + \sqrt{\frac{a}{b}} v_e)$

- ▶ Stability increases with agility a and time gap T
- ▶ Stability also increases with decreasing b corresponding to an increased anticipation and decreasing v_0 and s_0
- ▶ Simple expression for near standstill, $v_e \rightarrow 0$, $s_e \rightarrow s_0$, $s'_e \rightarrow 1/T$, with a (re-)stabilisation if

$$a \geq \frac{s_0}{T^2}$$

- ▶ Redo evaluating the stability criterion, this time using the \bar{f} notation, $v'_e \leq \frac{-\bar{f}_v}{2} - \bar{f}_{\Delta v}$



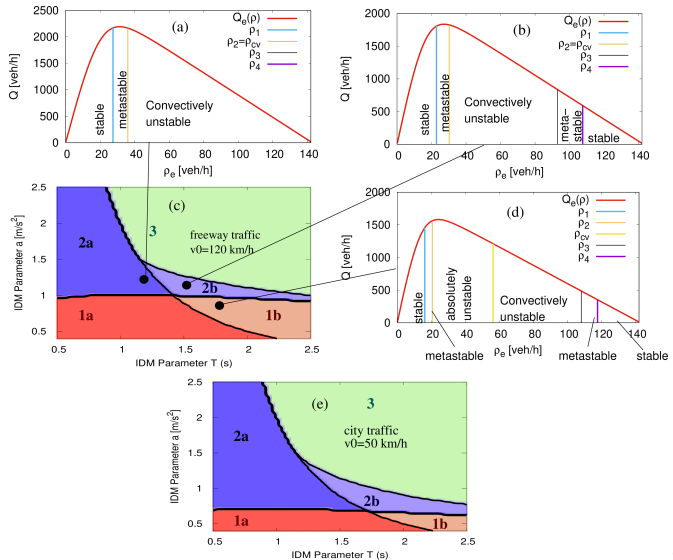
IDM stability condition (ctnd)

$$\text{IDM stability condition} \quad v'_e \leq \frac{1}{2} (f_l - f_v): v'_e(s_e) \leq \frac{a\delta}{2v_e} \left(\frac{v_e}{v_0} \right)^\delta + \frac{s_0 + v_e T}{s_e^2} (aT + \sqrt{\frac{a}{b}} v_e)$$

- ▶ Stability increases with agility a and time gap T
- ▶ Stability also increases with decreasing b corresponding to an increased anticipation and decreasing v_0 and s_0
- ▶ Simple expression for near standstill, $v_e \rightarrow 0$, $s_e \rightarrow s_0$, $s'_e \rightarrow 1/T$, with a (re-)stabilisation if

$$a \geq \frac{s_0}{T^2}$$

- ▶ Redo evaluating the stability criterion, this time using the \tilde{f} notation, $v'_e \leq \frac{-\tilde{f}_v}{2} - \tilde{f}_{\Delta v}$



IDM+ stability condition

Model equation:

$$f^{\text{IDM}+}(s, v, v_l) = \min \left[a \left(1 - \left(\frac{v}{v_0} \right) \right)^\delta, -a \left(\frac{s^*}{s} \right)^2 \right], \quad s^* = s_0 + vT + \frac{v(v - v_l)}{2\sqrt{ab}}$$

- ▶ The free regime (the first term dominates the min-condition) is always stable
- ▶ For the interacting regime, we have the IDM sensitivities with the free part missing:

$$f_v^{\text{IDM}+} = f_v^{\text{IDM,int}}, \quad f_s^{\text{IDM}+} = f_s^{\text{IDM}}, \quad f_l^{\text{IDM}+} = f_l^{\text{IDM}}$$

- ▶ Hence, the IDM+ stability criterion is given by

$$v_e'(s_e) \leq \frac{s_0 + v_e T}{s_e^2} \left(aT + \sqrt{\frac{a}{b}} v_e \right) = \frac{1}{s_e} \left(aT + \sqrt{\frac{a}{b}} v_e \right)$$

It is equivalent to the IDM criterion for $\delta \rightarrow \infty$ and changed steady-state relation

- ▶ The same parameter sensitivity analysis applies: IDM+ becomes more stable for increasing a and T and decreasing b , v_0 , and s_0

9a.4.2 String Stability of Car-Following Models: Laplace Approach

Criterion	Wave ansatz	Laplace ansatz
System	infinite or closed	semi-infinite platoon
Perturbations, time	temporary	permanent
Perturbations, space	extended	localized to a single leader
System boundaries	initial conditions	boundary conditions for leader
Definition string instability	temporally growing perturbations	perturbations growing from follower from follower
Advantages	analysis of convective instability, extendable to macroscopic models	analytic identification of the most unstable mode, inclusion of lower-level control/delays, analysis of heterogeneous traffic

9a.4.2 String Stability of Car-Following Models: Laplace Approach

Criterion	Wave ansatz	Laplace ansatz
System	infinite or closed	semi-infinite platoon
Perturbations, time	temporary	permanent
Perturbations, space	extended	localized to a single leader
System boundaries	initial conditions	boundary conditions for leader
Definition string instability	temporally growing perturbations	perturbations growing from follower from follower
Advantages	analysis of convective instability, extendable to macroscopic models	analytic identification of the most unstable mode, inclusion of lower-level control/delays, analysis of heterogeneous traffic

9a.4.2 String Stability of Car-Following Models: Laplace Approach

Criterion	Wave ansatz	Laplace ansatz
System	infinite or closed	semi-infinite platoon
Perturbations, time	temporary	permanent
Perturbations, space	extended	localized to a single leader
System boundaries	initial conditions	boundary conditions for leader
Definition string instability	temporally growing perturbations	perturbations growing from follower from follower
Advantages	analysis of convective instability, extendable to macroscopic models	analytic identification of the most unstable mode, inclusion of lower-level control/delays, analysis of heterogeneous traffic

Laplace analysis

Start as in the wave approach with the linearized perturbations $s = s_e + y$, $v = v_e + u$ of the CF model $f(s, v, v_l) \Rightarrow$ Eqs (5) and (6)

$$\begin{aligned}\dot{y}_j &= u_{j-1} - u_j, \\ \dot{u}_j &= f_s y_j + f_v u_j + f_l u_{j-1}\end{aligned}$$

Coupled equations for the speed deviations alone:

$$\ddot{u}_j = f_s(u_{j-1} - u_j) + f_v \dot{u}_j + f_l \dot{u}_{l-1} \quad (13)$$

Laplace Ansatz

$$u_j(t) = \hat{u}_j e^{\lambda t} = \hat{u}_j e^{i\omega t} \quad (\text{Why } \lambda \text{ is purely imaginary?})$$

Laplace perturbations are stationary and only increase from vehicle to vehicle gives complex transfer function

$$G(i\omega) = \frac{\hat{u}_j}{\hat{u}_{j-1}} = \frac{\hat{y}_j}{\hat{y}_{j-1}} = \frac{\lambda f_l + f_s}{\lambda^2 - \lambda f_v + f_s} = \frac{i\omega f_l + f_s}{-\omega^2 - i\omega f_v + f_s} \quad (14)$$

with $G(0) = 1$ Why?

For each harmonic component of the leader's oscillation, the next follower responds

- ▶ with a phase shift $\arctan[\text{Im}(G(i\omega))/\text{Re}(G(i\omega))]$,
- ▶ and a growth factor $|G(i\omega)|$

Laplace analysis

Start as in the wave approach with the linearized perturbations $s = s_e + y$, $v = v_e + u$ of the CF model $f(s, v, v_l) \Rightarrow$ Eqs (5) and (6)

$$\begin{aligned}\dot{y}_j &= u_{j-1} - u_j, \\ \dot{u}_j &= f_s y_j + f_v u_j + f_l u_{j-1}\end{aligned}$$

Coupled equations for the speed deviations alone:

$$\ddot{u}_j = f_s(u_{j-1} - u_j) + f_v \dot{u}_j + f_l \dot{u}_{l-1} \quad (13)$$

Laplace Ansatz

$$u_j(t) = \hat{u}_j e^{\lambda t} = \hat{u}_j e^{i\omega t} \quad (\text{Why } \lambda \text{ is purely imaginary?})$$

Laplace perturbations are

stationary and only increase from vehicle to vehicle gives complex **transfer function**

$$G(i\omega) = \frac{\hat{u}_j}{\hat{u}_{j-1}} = \frac{\hat{y}_j}{\hat{y}_{j-1}} = \frac{\lambda f_l + f_s}{\lambda^2 - \lambda f_v + f_s} = \frac{i\omega f_l + f_s}{-\omega^2 - i\omega f_v + f_s} \quad (14)$$

with $G(0) = 1$ Why?

For each harmonic component of the leader's oscillation, the next follower responds

- ▶ with a phase shift $\arctan[\text{Im}(G(i\omega))/\text{Re}(G(i\omega))]$,
- ▶ and a growth factor $|G(i\omega)|$

Instability and wavelength of most unstable mode

Squared absolute growth factor is a function of ω^2 :

$$|G(i\omega)|^2 = \frac{f_s^2 + f_l^2 \omega^2}{(f_s - \omega^2)^2 + f_v^2 \omega^2} := G_{\text{abs}}^2(\omega^2) \quad (15)$$

Necessary condition for the *resonance* frequency of the most unstable (most growing) mode (lengthy calculation!):

$$\frac{dG_{\text{abs}}^2}{d\omega^2} \stackrel{!}{=} 0 \Rightarrow \omega_{\text{res}}^2 = \frac{f_s}{f_l^2} \left(-f_s + \sqrt{f_s^2 + f_l^2 (f_l^2 - f_v^2 + 2f_s)} \right)$$

- ▶ A maximum for real-valued ω_{res} (i.e., $\omega_{\text{res}}^2 \geq 0$) only exists if $f_l^2 - f_v^2 + 2f_s > 0$, i.e., if the *string instability criterion for the wave ansatz* is satisfied
- ▶ Then we have also $|G(\omega_{\text{res}})| > 1$:
String instability is equivalent to at least some oscillations increasing from car to car
- ▶ Both the growth factor and the resonance frequency of the fastest growing mode increase strictly monotonously with the string instability indicator $f_l^2 - f_v^2 + 2f_s$.
- ▶ At neutral stability, the resonance frequency ω_{res} of the maximum growth tends to zero justifying the Taylor ansatz made earlier for the infinite system.

Heterogeneous vehicle platoons

A finite heterogeneous platoon satisfies *weak* or **head-to-tail** string stability if the absolute of the head-to-tail transfer function

$$|G_{n1}(i\omega)| = \left| \frac{\hat{u}_n}{\hat{u}_0} \right| = \prod_{j=1}^n |G_j(i\omega)| \leq 1 \quad \forall \omega \geq 0$$

Assume (as is the case for homogeneous strings) a first instability for $\omega \rightarrow 0$:

$$\begin{aligned}
 0 & \geq \frac{d}{d\omega^2} \left(\prod_j |G_j(i\omega)|^2 \right)_{\omega=0} \\
 \ln(\cdot) \text{ strictly monotonous} & \stackrel{=}{=} \frac{d}{d\omega^2} \ln \left(\prod_j |G_j(i\omega)|^2 \right)_{\omega=0} \\
 \log \text{ rules} & \stackrel{=}{=} \frac{d}{d\omega^2} \left(\sum_j \ln |G_j(i\omega)|^2 \right)_{\omega=0} \\
 \text{chain rule} & \stackrel{=}{=} \sum_j \frac{1}{|G_j(0)|^2} \frac{d}{d\omega^2} |G_j(i\omega)|^2_{\omega=0} \\
 G_j(0)=1, \text{Eq. (15)} & \stackrel{=}{=} \sum_j \left(\frac{1}{f_{js}^2} \right) (f_{jl}^2 - f_{jv}^2 + 2f_{js}),
 \end{aligned}$$

- ▶ A heterogeneous string is head-to-tail string stable if the weighted arithmetic average of the individual string stability indicators $f_{jl}^2 - f_{jv}^2 + 2f_{js}$ weighted with $1/f_{js}^2$ is nonpositive
- ▶ Necessary but not sufficient (there may be short-wavelength instabilities)

Lower-level control and explicit time delays

► Lower-level control

- ▶ The CF acceleration is the **commanded acceleration** for the engine/motor controller
- ▶ The simplest model for the controller is a first-order lag (PT1-characteristic) returning the **physical acceleration**:

$$\frac{da_{\text{phys}}}{dt} = \frac{a_{\text{cmd}}(t) - a_{\text{phys}}(t)}{\tau_a}$$

Transfer function (as usual ansatz $a_{\text{phys}} = \hat{a}_{\text{phys}}e^{\lambda t}$, $a_{\text{cmd}} = \hat{a}_{\text{cmd}}e^{\lambda t}$):

$$H_1(\lambda) = \frac{\hat{a}_{\text{phys}}}{\hat{a}_{\text{cmd}}} = \frac{1}{\tau_a \lambda + 1}$$

► Explicit delay

$$\frac{da_{\text{phys}}}{dt} = a_{\text{CF}}(t - \tau_d), \quad H_2(\lambda) = \frac{\hat{a}_{\text{phys}}}{\hat{a}_{\text{CF}}} = e^{-\tau_d \lambda}$$

Both control and delay together

$$\frac{da_{\text{phys}}}{dt} = \frac{a_{\text{cmd}}(t - \tau_d) - a_{\text{phys}}(t - \tau_d)}{\tau_a},$$

$$H(\lambda) = H_1(\lambda)H_2(\lambda) = \frac{e^{-\tau_d\lambda}}{\tau_a\lambda + 1}$$

- ▶ The transfer functions of several consecutive linear input-output elements can be just multiplied together
- ▶ Consequently, the transfer function of one vehicle j including lower-level control and a single global delay is given by $G_j(\lambda)H_j(\lambda)$
- ▶ This allows to analyze linear stability of complex systems such as heterogeneous vehicles with individual lower-level controls and time delays: Head-to-tail transfer function (with $\lambda = i\omega$)

$$G_{n1}(i\omega) = \frac{\hat{u}_n}{\hat{u}_0} = \prod_{j=1}^n G_j(i\omega)H_j(i\omega)$$

- ▶ $G_j(i\omega)$: linearized individual CF Models
- ▶ $H_j(i\omega)$: individual lower-level controls and time delays (may also be different for different input quantities)

9a.5 Flow Stability of Macroscopic Models

- ▶ General second-order macromodel including local and nonlocal terms:

$$\begin{aligned} \frac{\partial \rho}{\partial t} + \frac{\partial(\rho V)}{\partial x} &= D \frac{\partial^2 \rho}{\partial x^2}, \\ \frac{\partial V}{\partial t} + V \frac{\partial V}{\partial x} &= A(\rho, V, \rho_a, V_a, \rho_x, V_x, \rho_{xx}, V_{xx}) \end{aligned} \quad (16)$$

- ▶ Partial derivatives and nonlocalities:

$$\rho_x = \frac{\partial \rho(x, t)}{\partial x}, \quad \rho_{xx} = \frac{\partial^2 \rho(x, t)}{\partial x^2}, \quad \rho_a(x, t) = \rho(x_a, t) \quad \text{with } x_a > x.$$

- ▶ Partial speed derivatives V_x, V_{xx} and nonlocalities V_a defined in analogy

Steady state of the general macroscopic model

- ▶ Steady state: $A(\rho, V_e(\rho), \rho, V_e(\rho), 0, 0, 0, 0) = 0$
- ▶ Relation between $V_e'(\rho)$ and the acceleration derivatives:

$$dA = (A_\rho + A_{\rho_a}) d\rho + (A_V + A_{V_a}) V_e'(\rho) d\rho = 0$$

⇒

$$V_e'(\rho) = -\frac{A_\rho + A_{\rho_a}}{A_v + A_{V_a}} \quad (17)$$

- ▶ Acceleration sensitivities:

$$A_\rho = \left. \frac{\partial A}{\partial \rho} \right|_e, \quad A_{\rho_a} = \left. \frac{\partial A}{\partial \rho_a} \right|_e, \quad A_{\rho_x} = \left. \frac{\partial A}{\partial \rho_x} \right|_e, \quad A_{\rho_{xx}} = \left. \frac{\partial A}{\partial \rho_{xx}} \right|_e.$$

$A_V, A_{V_a}, A_{V_x}, A_{V_{xx}}$ in analogy

Linearisation of the general macromodel

Ansatz

$$\begin{aligned}\rho(x, t) &= \rho_e + \tilde{\rho}(x, t), \\ V(x, t) &= V_e + \tilde{V}(x, t),\end{aligned}$$

Linearisation of (16):

$$\frac{\partial \tilde{\rho}}{\partial t} = -\rho_e \frac{\partial \tilde{V}}{\partial x} - V_e \frac{\partial \tilde{\rho}}{\partial x} + D \frac{\partial^2 \tilde{\rho}}{\partial x^2}, \quad (18)$$

$$\begin{aligned}\frac{\partial \tilde{V}}{\partial t} &= -V_e \frac{\partial \tilde{V}}{\partial x} + A_\rho \tilde{\rho} + A_V \tilde{V} + A_{\rho_a} \tilde{\rho}_a + A_{V_a} \tilde{V}_a \\ &\quad + A_{\rho_x} \frac{\partial \tilde{\rho}}{\partial x} + A_{V_x} \frac{\partial \tilde{V}}{\partial x} + A_{\rho_{xx}} \frac{\partial^2 \tilde{\rho}}{\partial x^2} + A_{V_{xx}} \frac{\partial^2 \tilde{V}}{\partial x^2}\end{aligned} \quad (19)$$

shortcuts $\tilde{\rho}_a(x, t) = \tilde{\rho}(x_a, t)$ and $\tilde{V}_a(x, t) = \tilde{V}(x_a, t)$.

Linearisation: wave ansatz

Wave ansatz (Fourier modes) as for the micromodel, only in the **Eulerian** instead of **Lagrangian** frame of reference and in *physical* coordinates:

$$\begin{pmatrix} \tilde{\rho}_k(x, t) \\ \tilde{V}_k(x, t) \end{pmatrix} \propto \begin{pmatrix} \hat{\rho} \\ \hat{V} \end{pmatrix} e^{\lambda t - ikx} = \begin{pmatrix} \hat{\rho} \\ \hat{V} \end{pmatrix} e^{(\sigma + i\omega)t - ikx}$$

- ▶ Complex growth rate $\lambda(k) = \sigma(k) + i\omega(k)$ **Give the phase of the wave at (x, t)**
 $\phi = \omega(k)t - kx$
Give the condition for stability All waves k have a real part of the growth rate $\sigma(k) = \text{Re}\lambda(k) \leq 1$
- ▶ Physical wavelength $2\pi/k$, physical wavenumber k **Compare with the physical wavelength of micromodels** There, k is the phase shift from vehicle to vehicle with vehicle distance $s_e + l$, so physical wavelength $2\pi(s_e + l)/k$
- ▶ With I lanes, a wave contains $I\rho_e 2\pi/k$ vehicles. **How many vehicles does a single-lane car-following wave have?** $2\pi/k$ vehicles
- ▶ The points of constant phase $\phi = \omega t - kx$ (e.g., the wave crests) move with the velocity $\tilde{c}(k) = \omega/k$ in the stationary system. This has to be contrasted with the physical propagation velocity $\tilde{c}_{\text{mic}}(k) = v_e(s_e) + (s_e + l)\frac{\omega}{k}$ of microscopic waves in the stationary system.

Determining the waves

Wave ansatz into the linear system (18), (19) is only nontrivially solvable if the **eigenvalue** condition is satisfied:

$$\text{Det} \begin{pmatrix} ikV_e - Dk^2 - \lambda & ik\rho_e \\ A_\rho + A_{\rho_a} e^{-iks_a} - ikA_{\rho_x} - k^2 A_{\rho_{xx}} & ikV_e + A_V + A_{V_a} e^{-iks_a} - ikA_{V_x} - k^2 A_{V_{xx}} - \lambda \end{pmatrix} \stackrel{!}{=} 0$$

Quadratic equation for the complex growth rate: $\lambda^2 + p(k)\lambda + q(k) = 0$ Solution:

$$\lambda_{1/2} = -\frac{p}{2} \pm \sqrt{\frac{p^2}{4} - q} = -\frac{p}{2} \left(1 \pm \sqrt{1 - \frac{4q}{p^2}} \right)$$

with

$$p = p_0 + p_1 k + \mathcal{O}(k^2), \quad q = q_1 k + q_2 k^2 + \mathcal{O}(k^3)$$

and

$$\begin{aligned} p_0 &= -(A_V + A_{V_a}), \\ p_1 &= i(A_{V_x} + s_a A_{V_a} - 2V_e), \\ q_1 &= iV_e(A_V + A_{V_a}) - i\rho_e(A_\rho + A_{\rho_a}) = -iQ'_e p_0, \\ q_2 &= V_e(A_{V_x} + s_a A_{V_a}) - \rho_e(A_{\rho_x} + s_a A_{\rho_a}) - V_e^2 - D(A_V + A_{V_a}) \end{aligned}$$

Longwave stability criterion

Taylor approximation of $\lambda(k)$ around $k = 0$ (long-wavelength limit):

- ▶ Since $q = \mathcal{O}(k)$ while $p \neq 0$ also for $k \rightarrow 0$, the square root can be expanded to second order in $\epsilon = 4q/p^2$ to ensure second order in k :

$$\sqrt{1 - \epsilon} = 1 - \frac{1}{2}\epsilon - \frac{1}{8}\epsilon^2 + \mathcal{O}(\epsilon^3)$$

- ▶ Since p_0 is real and $\lambda(k)$ should tend to zero for $k \rightarrow 0$ instead of tending to $-p_0$, the minus sign selects the more unstable mode in the long-wavelength limit:

$$\begin{aligned} \lambda &= -\frac{p}{2} \left(\frac{\epsilon}{2} + \frac{\epsilon^2}{8} \right) + \mathcal{O}(\epsilon^3) \\ &\stackrel{q=\mathcal{O}(k)}{=} -\left(\frac{q}{p} + \frac{q^2}{p^3} \right) + \mathcal{O}(k^3) \\ &= -\left(\frac{q_1}{p_0} \right) k + \left(-\frac{q_2}{p_0} + \frac{q_1 p_1}{p_0^2} - \frac{q_1^2}{p_0^3} \right) k^2 + \mathcal{O}(k^3) \\ &\stackrel{q_1/p_0 = -iQ'_e}{=} iQ'_e(\rho_e)k + \left(\frac{-q_2 - ip_1 Q'_e(\rho_e) + (Q'_e(\rho_e))^2}{p_0} \right) k^2 + \mathcal{O}(k^3) \end{aligned}$$

General result

- ▶ For $k \rightarrow 0$, $\lambda(k)$ tends to 0 which is already implied by vehicle number conservation
- ▶ The linear order in k is purely imaginary and determines the wave propagation with the wave velocity

$$c = \frac{\omega}{k} = \frac{\text{Im } \lambda}{k} = Q'_e(\rho_e)$$

⇒ also the linear waves of second-order models obey the wave velocity formula of the LWR models (this is no longer the case for larger k !)

- ▶ The quadratic order is purely real and determines string stability. Since $p_0 = -(A_V + A_{V_a})$ is always < 0 for plausible models, we have the general longwavelength stability criterion for all local and nonlocal models

$$(Q'_e(\rho_e))^2 - ip_1 Q'_e(\rho_e) - q_2 \leq 0 \quad (20)$$

Application to local and nonlocal models

- ▶ Local models ($A_{\rho_a} = 0$, $A_{V_a} = 0$) after replacing $Q'_e = \frac{d}{d\rho}(\rho V_e) = V_e + \rho V'_e$ (many terms cancel out!):

$$(\rho_e V'_e)^2 \leq -\rho_e (V'_e A_{V_x} + A_{\rho_x}) - D A_V \quad \text{Flow stability for local macroscopic models.} \quad (21)$$

- ▶ Special case that $A_{V_x} = 0$ and A_{ρ_x} can be written as a differential $-\frac{1}{\rho} \partial P / \partial x = -\frac{1}{\rho} P'(\rho_e) \frac{\partial \rho}{\partial x} = -\frac{1}{\rho} P'_e \frac{\partial \rho}{\partial x}$:

$$(\rho_e V'_e)^2 \leq P'_e - D A_V \quad (22)$$

- ▶ Nonlocal models (no gradients except for the $V \frac{\partial V}{\partial x}$ and pressure terms):

$$(\rho_e V'_e)^2 \leq P'_e - \rho_e s_a (V'_e A_{V_a} + A_{\rho_a}) \quad \text{Stability condition for nonlocal macro-models.} \quad (23)$$

Discussion

- ▶ In contrast to microscopic models, the speed sensitivity A_V alone does not influence stability since it appears only in combination with the density diffusion D which is zero, in most macroscopic models.
- ▶ Another surprising result: In spite of its obvious role to “smear out” gradients, the speed diffusion term $A_{V_{xx}}$ does *not* enter the stability criterion at all (while the density diffusion, if it exists, does)
- ▶ Most remarkable:
 - Without gradients or nonlocalities, macroscopic models are unconditionally unstable: Anticipation is absolutely necessary
- ▶ Speed anticipations ($-\rho_e V_e' A_{V_x} \geq 0$ and $-\rho_e s_a V_e' A_{V_a} \geq 0$ for models fulfilling the acceleration plausibility criteria) increase the rhs of the criteria and therefore acts, as expected, stabilizing
- ▶ As expected, density anticipations ($-\rho_e A_{\rho_x} \geq 0$ and $-\rho_e s_a A_{\rho_a} \geq 0$) stabilize as well

Example 1: flow stability for Payne's model

$$\text{Acceleration function } A(x, t) = \frac{V_e(\rho) - V}{\tau} + \frac{V_e'(\rho)}{2\rho\tau} \frac{\partial \rho}{\partial x}$$

- ▶ We have $D = 0$ and the acceleration sensitivities $A_{\rho_x} = V_e'/(2\rho\tau)$, and $A_{V_x} = 0$
- ▶ Using (21), we obtain (watch out for the signs when multiplying both sides with $V_e' < 0!$)

$$\begin{aligned} \rho V_e'^2 &\leq -A_{\rho_x} = -\frac{V_e'}{2\rho\tau} \\ -V_e'(\rho) = |V_e'(\rho)| &\leq \frac{1}{2\rho^2\tau} \end{aligned}$$

Derive this using (22) and the pressure term

- ▶ The anticipation term $V_e'/(2\rho\tau) \frac{\partial \rho}{\partial x}$ can be written as the pressure gradient $-\frac{1}{\rho} P'(\rho) \frac{\partial \rho}{\partial x}$, so $P'(\rho) = -V_e'/(2\tau)$ and (22) reads $(\rho_e V_e')^2 \leq -V_e'/(2\tau)$ resulting in the same stability condition
- ▶ As expected, stability increases with decreasing destabilizing force (speed-density sensitivity $|V_e'|$) and increasing agility (decreasing speed adaptation time τ). Specific to this model, stability also increases for very high densities

Example 2: flow stability for the GKT model

Acceleration function

$$A(x, t) = -\frac{1}{\rho} \frac{\partial P}{\partial x} + \frac{V_e^*(\rho, V, \rho_a, V_a) - V}{\tau},$$

$$P(\rho) = \rho \sigma_V^2(\rho) := \rho \alpha(\rho) V_e^2(\rho),$$

$$V_e^*(\rho, V, \rho_a, V_a) = V_0 \left[1 - \frac{\alpha(\rho)}{\alpha(\rho_{\max})} \left(\frac{\rho_a V T}{1 - \rho_a / \rho_{\max}} \right)^2 B \left(\frac{V - V_a}{V \sqrt{2\alpha(\rho)}} \right) \right]$$

- ▶ $\alpha(\rho)$: squared empirical speed variation coefficient σ_v/V_e ,
- ▶ “Boltzmann factor” $B(x)$ with $B(0) = 1$ and $B'(0) = 2\sqrt{2/\pi}$
- ▶ $V_a = V(x_a)$ with anticipation distance $s_a = x_a - x = \gamma(l_{\text{eff}} + V_0 T)$ with $l_{\text{eff}} = 1/\rho_{\max}$, anticipation factor γ
- ▶ Avoid numerical relaxation instabilities for ρ near ρ_{\max} coming from the stiffness of the model for this situation: set (for a given update time Δt) $\tau \rightarrow (\rho) = \max(\tau, \Delta t(1 + 2V_0/V_e))$
- ▶ Nonlocal model with acceleration sensitivities (replace the $\alpha(\rho)/\alpha(\rho_{\max})$ terms with multiples of $(V_0 - V_e^*)$)

$$A_{\rho_a} = -\frac{2(V_0 - V_e)\rho_{\max}}{\tau \rho_e(\rho_{\max} - \rho_e)}$$

$$A_{v_a} = \frac{2(V_0 - V_e)}{\tau V_e \sqrt{\alpha \pi}}$$

Flow stability for the GKT model (ctnd)

- ▶ Resulting stability criterion

$$(\rho_e V_e')^2 \leq P_e'(\rho) + \frac{2\gamma(l_{\text{eff}} + V_e T)(V_0 - V_e)}{\tau} \left[\frac{\rho_{\text{max}}}{\rho_{\text{max}} - \rho_e} - \frac{\rho_e V_e'}{V_e \sqrt{\alpha \pi}} \right]$$

- ▶ GKT stability...

- ▶ increases with γ characterizing the level of anticipation,
- ▶ increases with the driver's agility $1/\tau$,
- ▶ increases with increasing desired time gap T , i.e., reducing the aggressiveness,
- ▶ and increases with the sensitivity to speed differences which is characterized by $\alpha^{-1/2}$.

- ▶ Restabilisation limit for $\rho \rightarrow \rho_{\text{max}}$ (with $V_e \approx \frac{1}{T}(\frac{1}{\rho} - \frac{1}{\rho_{\text{max}}})$, $\rho V_e' \approx -\frac{1}{T\rho}$)

$$\gamma > \frac{\tau V_e}{2TV_0 [1 + (\alpha_{\text{max}}\pi)^{-1/2}]}$$

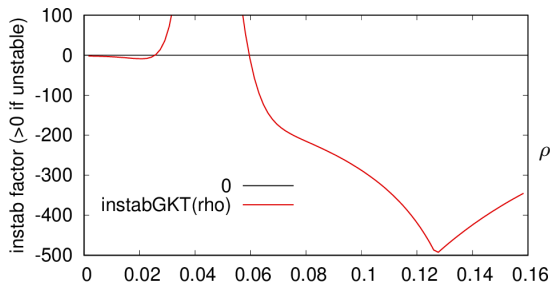
or with $\tau = \Delta t(1 + 2V_0/V_e) \approx 2\Delta tV_0/V_e$

$$\gamma > \frac{\Delta t}{T [1 + (\alpha_{\text{max}}\pi)^{-1/2}]}$$

⇒ Restabilisation occurs for any sensible parameter set!

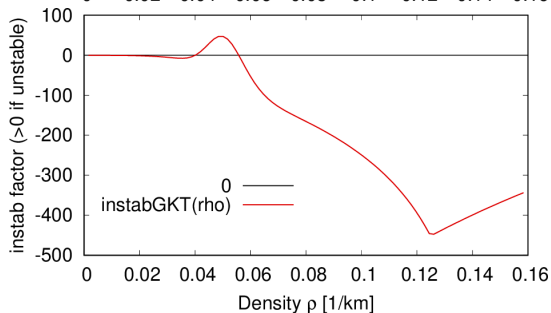
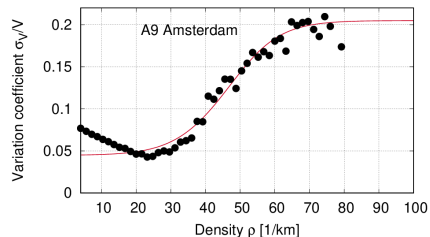
GKT instability

Instability indicator $(\rho_e V_e')^2 - P_e'(\rho) - \frac{2\gamma(l_{\text{eff}} + V_e T)(V_0 - V_e)}{\tau} \left[\frac{\rho_{\text{max}}}{\rho_{\text{max}} - \rho_e} - \frac{\rho_e V_e'}{V_e \sqrt{\alpha \pi}} \right]$



freeway

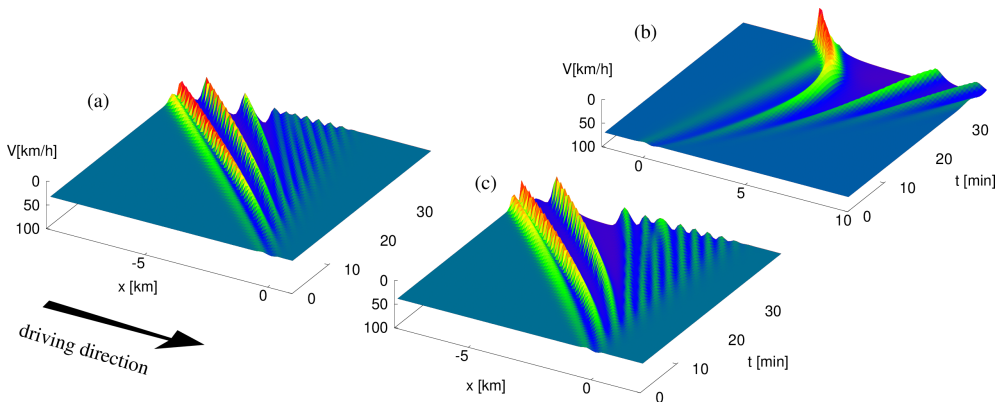
$$\begin{aligned} V_0 &= 120 \text{ km/h} \\ T &= 1.2 \text{ s} \\ \rho_{\text{max}} &= 160 \text{ /km} \\ \tau_0 &= 20 \text{ s} \\ \gamma &= 1.2 \\ \Delta t &= 0.4 \text{ s} \end{aligned}$$



city

$$\begin{aligned} V_0 &= 50 \text{ km/h} \\ \tau_0 &= 8 \text{ s} \end{aligned}$$

9a.6 Convective Instability

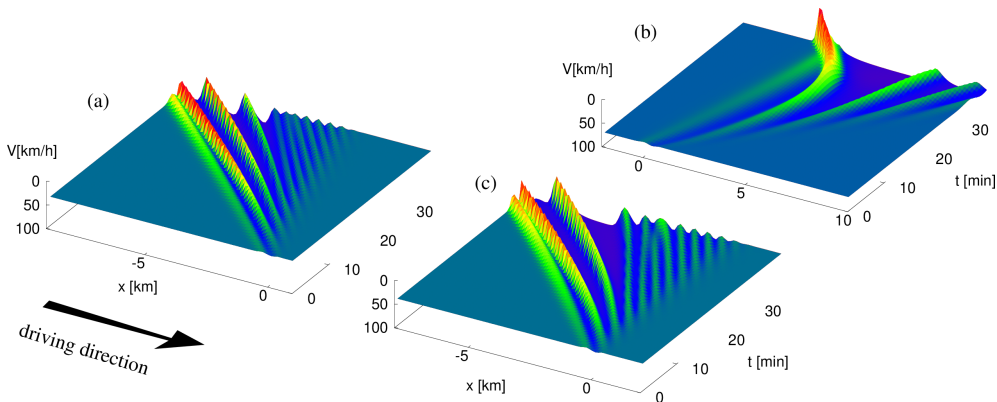


Convective (string) instability means that, while growing ($\text{Re}\lambda(k) > 0$ for some k or $|G(i\omega)| > 1$ for some ω), the waves are *convected* away after some time. After a localized initial perturbation $U(x, 0) = U_0(x)$, the amplitude $U(x, t)$ satisfies

- ▶ Maximum $\max_x U(x, t)$ grows over time after some transients (string instability)
- ▶ Amplitude $\lim_{t \rightarrow \infty} U(x, t) \rightarrow 0$ for $x \geq 0$ (**upstream convective instability**) or $x \leq 0$ (**downstream convective instability**). **Directions for traffic flow?** Mainly upstream but

theoretically, downstream convective instability is possible as well for low densities and very unstable flows

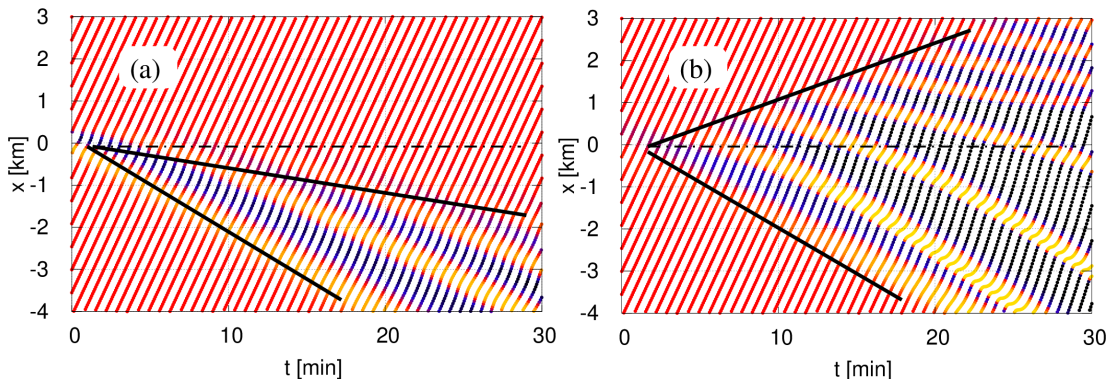
9a.6 Convective Instability



Convective (string) instability means that, while growing ($\text{Re}\lambda(k) > 0$ for some k or $|G(i\omega)| > 1$ for some ω), the waves are *convected* away after some time. After a localized initial perturbation $U(x, 0) = U_0(x)$, the amplitude $U(x, t)$ satisfies

- ▶ Maximum $\max_x U(x, t)$ grows over time after some transients (string instability)
- ▶ Amplitude $\lim_{t \rightarrow \infty} U(x, t) \rightarrow 0$ for $x \geq 0$ (**upstream convective instability**) or $x \leq 0$ (**downstream convective instability**). **Directions for traffic flow?** Mainly upstream but theoretically, downstream convective instability is possible as well for low densities and very unstable flows

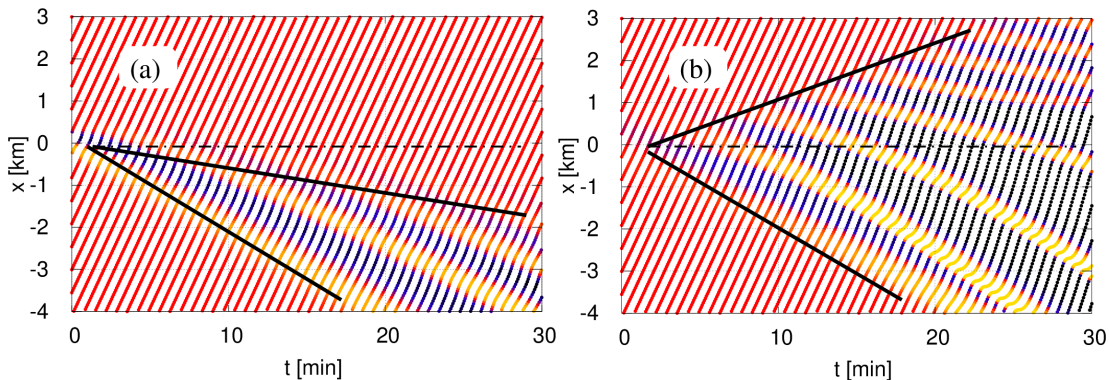
Convective instability for microscopic models



Convective instability is always defined in the stationary **Eulerian** reference frame for physical dimensions. For microscopic models in the linear regime, this means

- ▶ Physical wavenumber $k^{\text{phys}}(k) = \rho_e k = k / (l_{\text{veh}} + s_e)$
- ▶ Physical frequency at a constant location $\omega^{\text{phys}}(k) = v_e \rho_e k + \text{Im } \lambda(k)$ Recapitulate the meaning of the wavenumber k in micromodels in terms of the number of vehicles in a wave $2\pi/k$ vehicles in a wave, physical wavelength $(l_{\text{veh}} + s_e)2\pi/k$

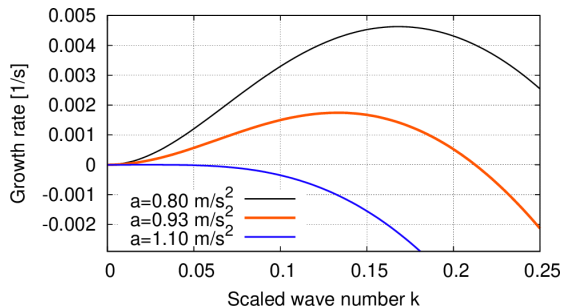
Convective instability for microscopic models



Convective instability is always defined in the stationary **Eulerian** reference frame for physical dimensions. For microscopic models in the linear regime, this means

- ▶ Physical wavenumber $k^{\text{phys}}(k) = \rho_e k = k / (l_{\text{veh}} + s_e)$
- ▶ Physical frequency at a constant location $\omega^{\text{phys}}(k) = v_e \rho_e k + \text{Im } \lambda(k)$ Recapitulate the meaning of the wavenumber k in micromodels in terms of the number of vehicles in a wave $2\pi/k$ vehicles in a wave, physical wavelength $(l_{\text{veh}} + s_e)2\pi/k$

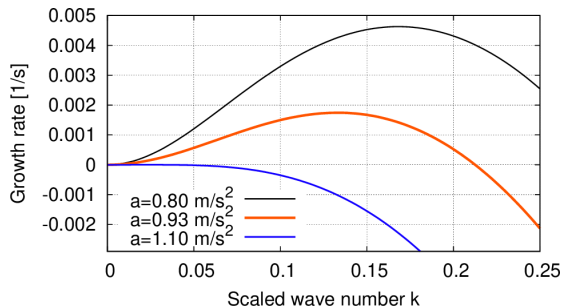
Analytical approach



- ▶ Start from a homogeneous steady state (ρ_e, V_e) (without loss of generality macroscopic)
- ▶ Expand the **dispersion relation** (complex growthrate $\lambda(k)$) not around the wavenumber $k = 0$ of the *first instability* but around the wavenumber k_0 of *maximum growthrate* $k_0 = \arg(\max_k \text{Re } \lambda(k))$ Why is, beyond the limit of string instability, the fastest growing mode never the first unstable mode $k \rightarrow 0$? Because it follows from vehicle conservation that waves with a wavelength $\rightarrow \infty$ can never grow nor shrink in amplitude, $\sigma \rightarrow 0$ for $k \rightarrow 0$
- ▶ Start with “perfectly” localized initial perturbation (e.g., the speed perturbation)

$$U(x, 0) = \delta(x), \quad \delta(x) = 0 \quad \forall x \neq 0, \quad \int_{-\infty}^{\infty} \delta(x) = 1$$

Analytical approach



- ▶ Start from a homogeneous steady state (ρ_e, V_e) (without loss of generality macroscopic)
- ▶ Expand the **dispersion relation** (complex growthrate $\lambda(k)$) not around the wavenumber $k = 0$ of the *first instability* but around the wavenumber k_0 of *maximum growthrate* $k_0 = \arg(\max_k \text{Re } \lambda(k))$ Why is, beyond the limit of string instability, the fastest growing mode never the first unstable mode $k \rightarrow 0$? Because it follows from vehicle conservation that waves with a wavelength $\rightarrow \infty$ can never grow nor shrink in amplitude, $\sigma \rightarrow 0$ for $k \rightarrow 0$
- ▶ Start with “perfectly” localized initial perturbation (e.g., the speed perturbation)

$$U(x, 0) = \delta(x), \quad \delta(x) = 0 \quad \forall x \neq 0, \quad \int_{-\infty}^{\infty} \delta(x) = 1$$

Principle of the calculation

- ▶ The initial speed is Fourier-transformed in space. Since the Fourier transform of the δ -distribution is $=1$ for all wavenumbers k , we have complex Fourier modes (choose the *slow* mode with the higher growth rate $\text{Re } \lambda$)

$$\tilde{U}_k(x, t) = e^{\lambda(k)t - ikx}$$

- ▶ An inverse Fourier transform (summing up over all the modes) gives the complex speed perturbation for any x and t

$$\tilde{U}(x, t) = \int_{k=-\infty}^{\infty} \tilde{U}_k(x, t) dk$$

- ▶ In order to be analytically tractable, $\lambda(k)$ is expanded around k_0 giving complex Gaussian integrals which can be solved (but lengthy calculations)

Result

$$U(x, t) = \text{Re}(\tilde{U}(x, t)) \quad (24)$$

$$\tilde{U}(x, t) \propto \exp \left[i(k_0^{\text{phys}} x - \omega_0 t) \right] \exp \left[\left(\sigma_0 - \frac{(v_g - \frac{x}{t})^2}{2(i\omega_{kk} - \sigma_{kk})} \right) t \right] \quad (25)$$

Quantity	Microscopic models	Macroscopic models
k_0^{phys}	$\rho_e k_0 = \rho_e \arg \max_k \text{Re } \lambda(k)$	$k_0 = \arg \max_k \text{Re } \lambda(k)$
σ_0	$\text{Re } \lambda(k_0)$	$\text{Re } \lambda(k_0)$
ω_0	$v_e \rho_e k_0 + \text{Im } \lambda(k_0)$	$\text{Im } \lambda(k_0)$
v_g	$v_e + \text{Im } \lambda'(k_0) / \rho_e$	$\text{Im } \lambda'(k_0)$
σ_{kk}	$\text{Re } \lambda''(k_0) / \rho_e^2$	$\text{Re } \lambda''(k_0),$
ω_{kk}	$\text{Im } \lambda''(k_0) / \rho_e^2$	$\text{Im } \lambda''(k_0).$

Signal velocities and the limits of the convective instability

- ▶ Evaluate the growth rate of (24) along the ray $x = ct$ corresponding to a *signal velocity* c :

$$\sigma(c) = \sigma_0 - \operatorname{Re} \left(\frac{(v_g - c)^2}{2(i\omega_{kk} - \sigma_{kk})} \right) = \sigma_0 - \left(\frac{(v_g - c)^2}{2D_2} \right)$$

with

$$D_2 = -\sigma_{kk} \left(1 + \frac{\omega_{kk}^2}{\sigma_{kk}^2} \right)$$

How to calculate?

$$1/D_2 = \operatorname{Re}(1/(i\omega_{kk} - \sigma_{kk})) = -\sigma_{kk}/(\sigma_{kk}^2 + \omega_{kk}^2) = -1/(\sigma_{kk}(1 + \omega_{kk}^2/\sigma_{kk}^2))$$

Signal velocities and the limits of the convective instability

- ▶ Evaluate the growth rate of (24) along the ray $x = ct$ corresponding to a *signal velocity* c :

$$\sigma(c) = \sigma_0 - \operatorname{Re} \left(\frac{(v_g - c)^2}{2(i\omega_{kk} - \sigma_{kk})} \right) = \sigma_0 - \left(\frac{(v_g - c)^2}{2D_2} \right)$$

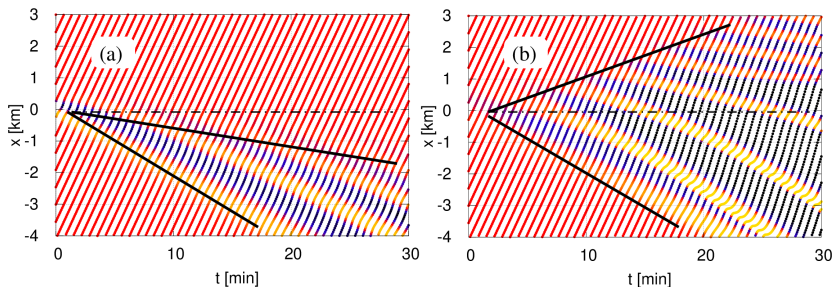
with

$$D_2 = -\sigma_{kk} \left(1 + \frac{\omega_{kk}^2}{\sigma_{kk}^2} \right)$$

How to calculate?

$$1/D_2 = \operatorname{Re}(1/(i\omega_{kk} - \sigma_{kk})) = -\sigma_{kk}/(\sigma_{kk}^2 + \omega_{kk}^2) = -1/(\sigma_{kk}(1 + \omega_{kk}^2/\sigma_{kk}^2))$$

Signal velocities and the limits of the convective instability (ctnd)



- ▶ $U(x, t) = \text{Re}(\tilde{U}(x, t))$ grows in a range of rays bounded by the **signal velocities**

$$\sigma(c_s) \stackrel{\text{def}}{=} 0 \quad \Rightarrow \quad c_s^\pm = v_g \pm \sqrt{2D_2\sigma_0}$$

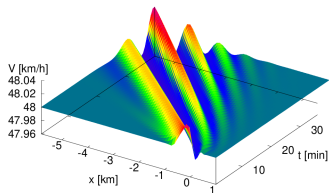
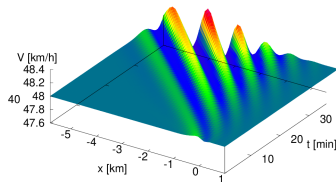
- ▶ At the limit between convective and absolute instability, one signal velocity is $=0$, so $\sigma_0 = \frac{v_g^2}{2D_2}$. The other limit is any string instability, so

$$\text{Convective instability} \quad \Leftrightarrow \quad 0 < \sigma_0 \leq \frac{v_g^2}{2D_2}$$

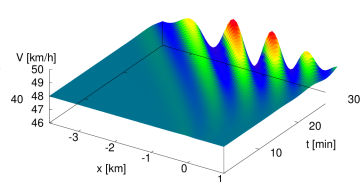
“Reality check” by simulation (IDM)

analytical

convectively unstable


 limiting behavior
between convectively
and absolutely unstable


absolutely unstable



simulation

